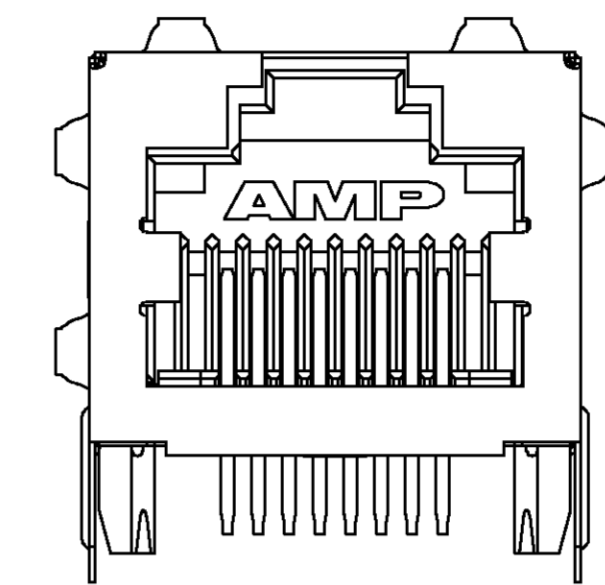
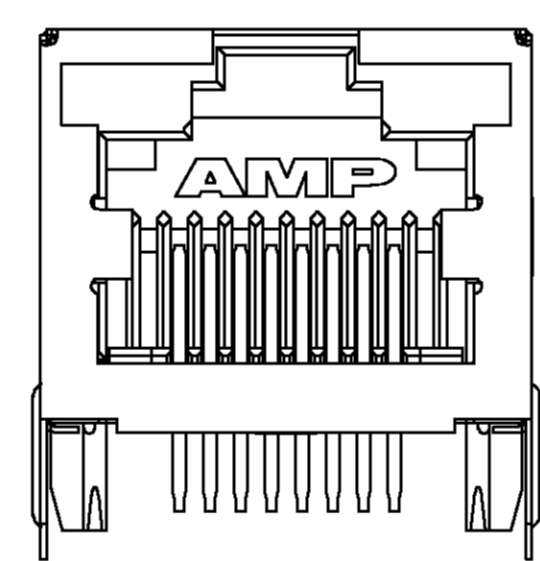


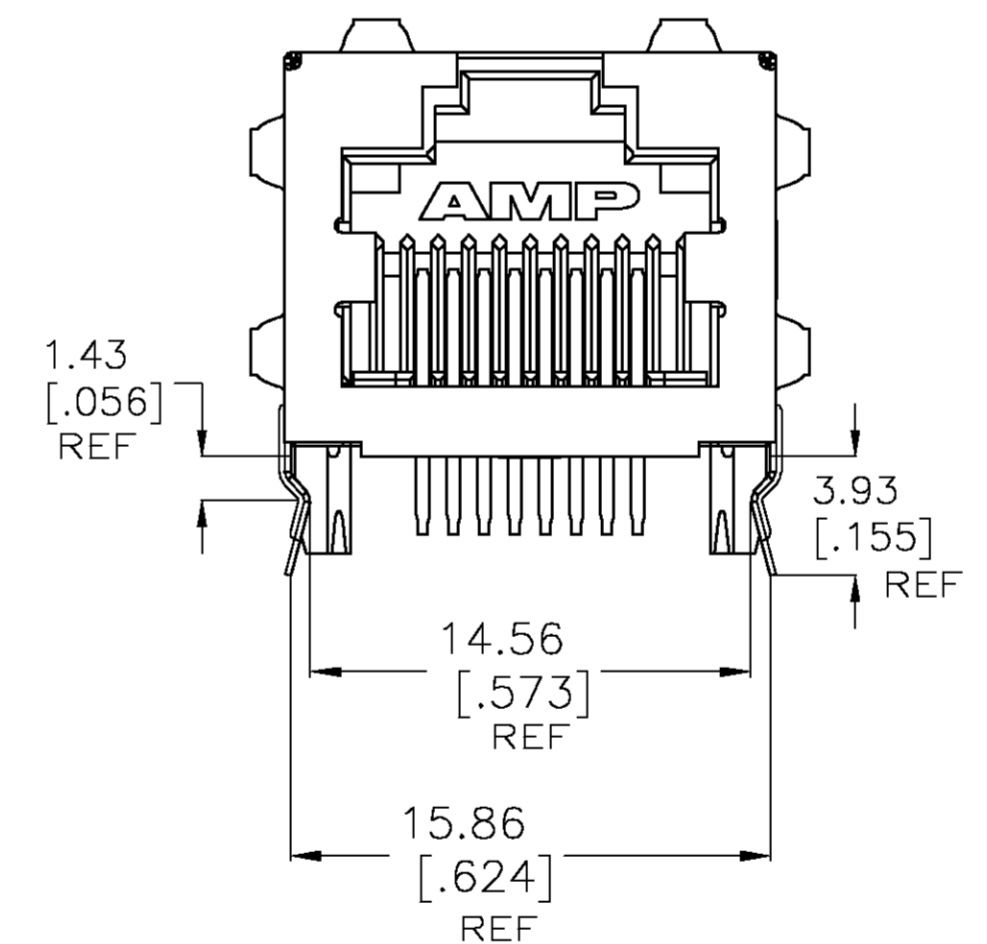
406541-1, -3, & -6
 1-406541-1, 1--3, & 1--6



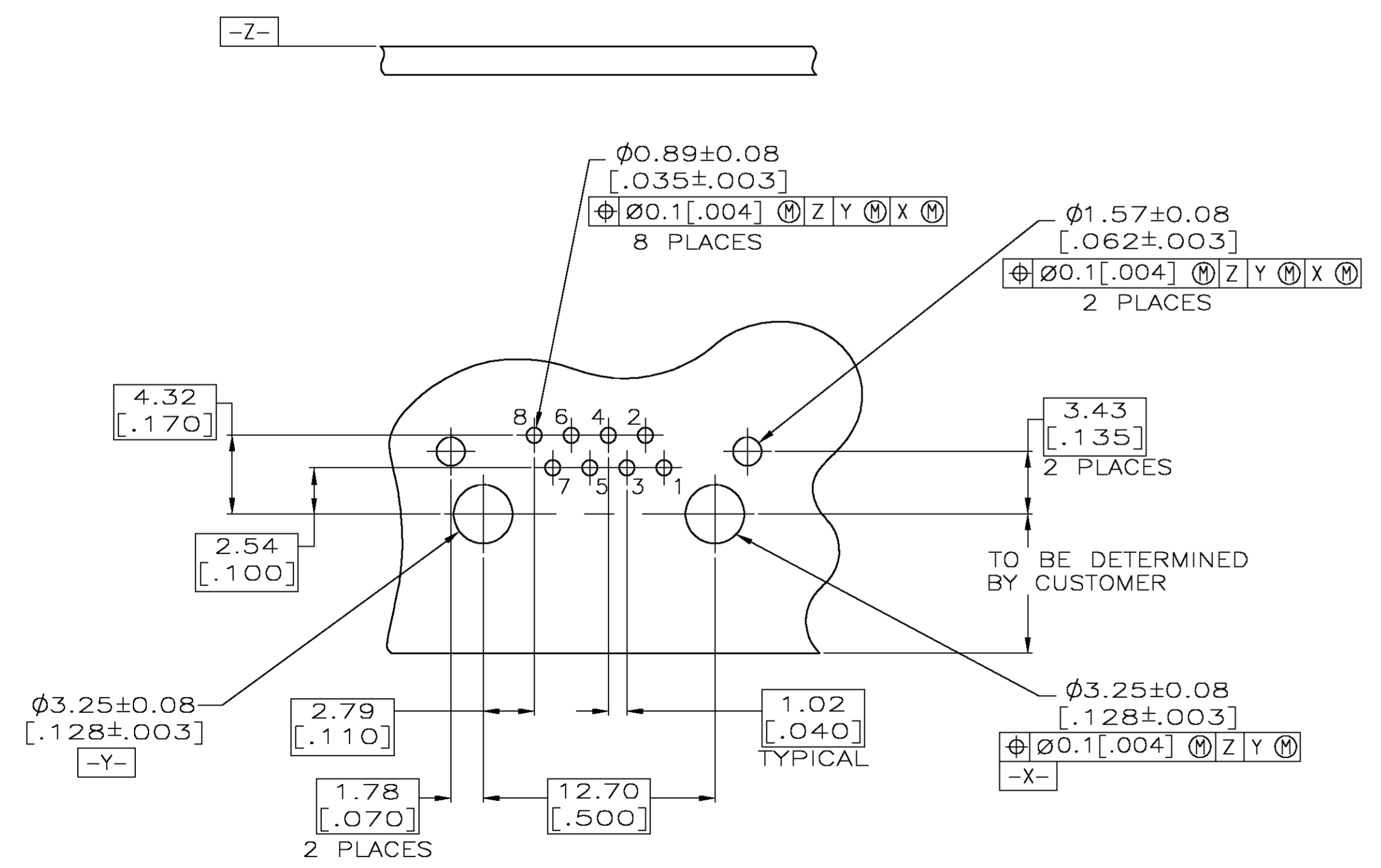
406541-4
 1-406541-4
 WITHOUT LOWER
 RIGHT PANEL GROUND



406541-5
 1-406541-5
 WITHOUT PANEL GROUNDS



1-406541-7



SUGGESTED PRINTED CIRCUIT BOARD LAYOUT
 (COMPONENT SIDE)

- △ MATERIAL:
 HOUSING - HIGH TEMPERATURE THERMOPLASTIC, BLACK, UL94V-0; IR REFLOW SOLDERING PROCESS COMPATIBLE.
 TERMINALS - 0.36[.014] THICK PHOS BRONZE PLATED WITH 3.81µm[.000150] MINIMUM THICK BRIGHT (SEE P/N TABLE) IN SOLDER AREA. 1.27µm [.000050] MINIMUM GOLD IN LOCALIZED PLATE AREA. ENTIRE TERMINAL PLATED WITH 1.27µm [.000050] MINIMUM THICK NICKEL.
 SHIELD - 0.196[.0077] THICK COPPER ZINC ALLOY PREPLATED WITH 1.27µm[.000050] MINIMUM SATIN NICKEL WITH 2.03µm[.000080] MINIMUM (SEE P/N TABLE) POST DIPPED ON PCB GROUND TABS.
2. JACK CAVITY CONFORMS TO FCC RULES AND REGULATIONS PART 68, SUBPART F.
- △ SUGGESTED PANEL OPENING DIMENSIONS.
- △ SUGGESTED CLEARANCE BETWEEN TOP OF CONNECTOR AND TOP PANEL OPENING.
- △ ON 406541-4 & 1-406541-4 LOWER RIGHT HAND PANEL GROUND TAB IS NOT PRESENT.
- △ MANUFACTURING DATE CODE:
 BLACK INK STAMP, LOCATED APPROX. AS SHOWN.
 FIRST 2 DIGITS = LAST 2 DIGITS OF YEAR.
 NEXT 2 DIGITS = MANUFACTURING WORK WEEK.
 LAST DIGIT = DAY OF WEEK WITH SUNDAY = 1.

SHIELD SOLDER TAIL PLATING	TERMINAL PLATING	PANEL GROUNDS	DIM A	PART NUMBER
SnAgCu	TIN	6	2.54 [.100]	1-406541-7
		6	3.56 [.140]	1-406541-6
		0	2.54 [.100]	1-406541-5
TIN-LEAD	TIN-LEAD	5	2.54 [.100]	1-406541-4
		6	2.00 [.079]	1-406541-3
		6	2.54 [.100]	1-406541-1
		6	3.56 [.140]	406541-6
		0	2.54 [.100]	406541-5
		5	2.54 [.100]	406541-4
		6	2.00 [.079]	406541-3
		6	2.54 [.100]	406541-1

THIS DRAWING IS A CONTROLLED DOCUMENT.

DIMENSIONS: mm	TOLERANCES UNLESS OTHERWISE SPECIFIED:	DWN TOM C. SPRINKLE 18SEP97	Tyco Electronics Corporation Harrisburg, Pa 17105-3508
0 PLC ± -	1 PLC ± -	CHK TOM C. SPRINKLE 18SEP97	
2 PLC ± 0.25(.01)	3 PLC ± 0.13(.005)	APVD M. DERSTINE 18SEP97	NAME INVERTED MODULAR JACK ASSEMBLY, 1X1, SHIELDED, PANEL GROUND
4 PLC ± -	ANGLES ± -	APPLICATION SPEC	SIZE A1
MATERIAL SEE TABLE	FINISH SEE TABLE	WEIGHT -	CAGE CODE 00779
			DRAWING NO. 406541
			RESTRICTED TO
			CUSTOMER DRAWING
			SCALE 4:1 SHEET 1 OF 1 REV J