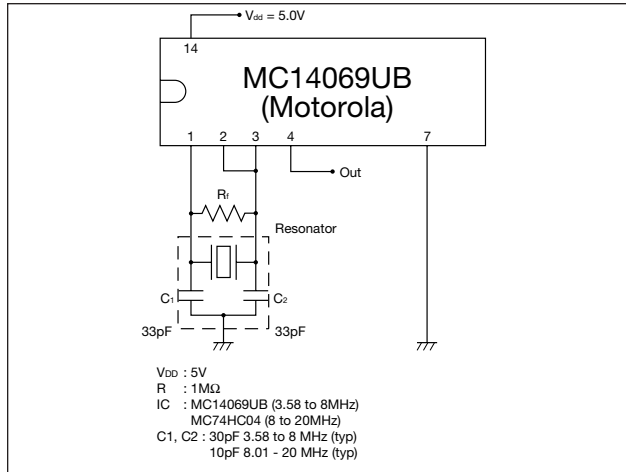


MHz Band Ceramic Resonators (SMD) PBRC-H Series

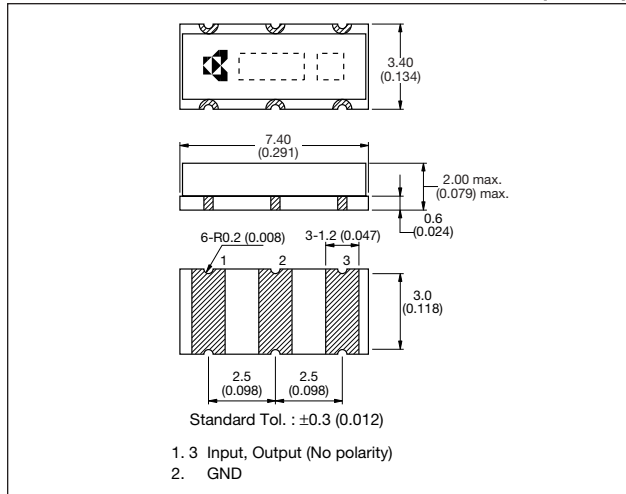


TEST CIRCUIT



DIMENSIONS

millimeters (inches)



FEATURES

- Excellent frequency stability
- Low profile
- Reflow solderable
- Excellent solderability (Nickel barrier + Au flash termination)

APPLICATIONS

- Car Accessories
- Cam-corders
- Digital Cameras
- PDAs
- PC Peripherals

HOW TO ORDER

PBRC - 4.00 H R □

Tolerance

	2.00 to 8.00	8.01 to 20.00
□	$\pm 0.5\%$	$\pm 0.7\%$ (Standard)
03	$\pm 0.3\%$	—
05	—	$\pm 0.5\%$

Packaging

Tape and reel, 2,000 pcs/reel

H: Built-in Capacitor

Oscillating Frequency (MHz)

3.58 to 20.00MHz

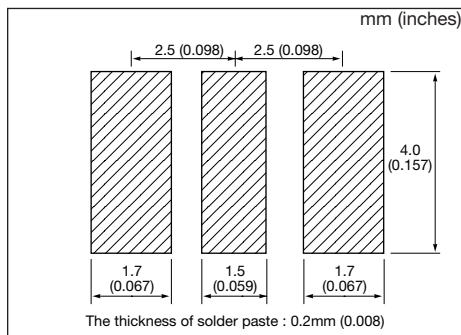
Series

Note: Please refer to IC Application Guide book for IC matching

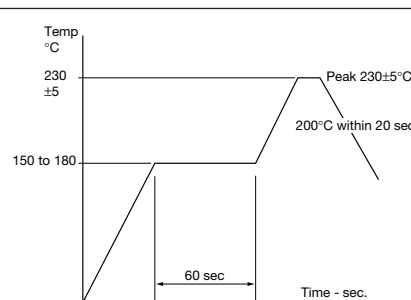
SPECIFICATIONS

Series	Frequency Range (MHz)	Tolerance (25°C)	Temperature Stability	IC	Standard Frequencies
PBRC-H	3.58 to 8.00	$\pm 0.5\%$ (op. $\pm 0.3\%$)	$\pm 0.5\%$ (-40 to 85°C)	MOTOROLA MC74HC04	3.58, 4.00, 4.19 6.00, 8.00
	8.01 to 20.00	$\pm 0.7\%$ (op. $\pm 0.5\%$)	$\pm 0.1\%$ (-40 to 85°C)	MOTOROLA MC14069UB	10.0, 12.0, 16.0, 20.0

Recommended Land Pattern



Recommended Reflow Profile



Packaging - Taping

