

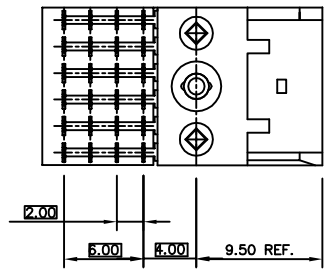
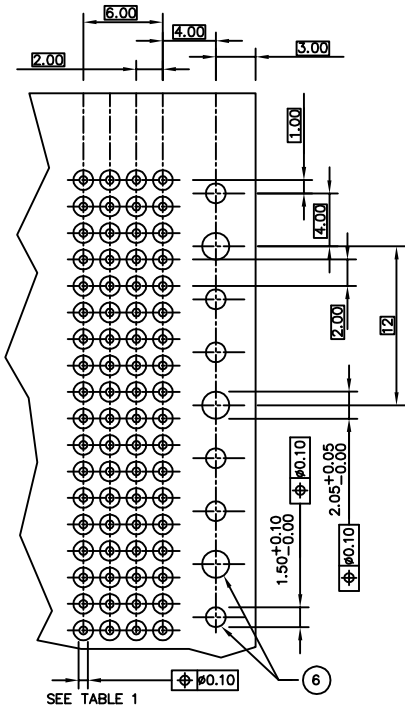
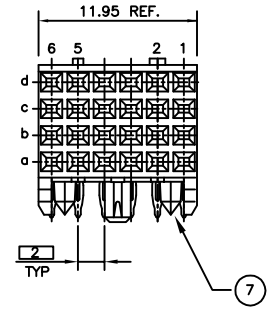
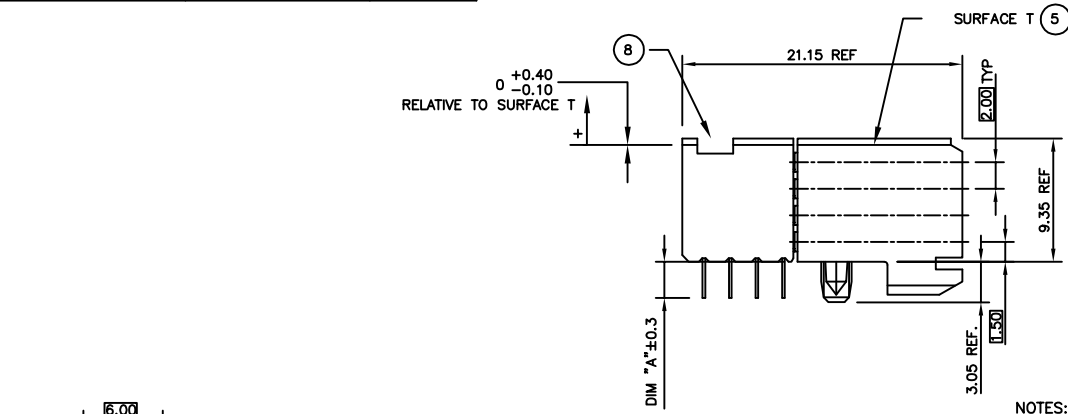
Tous droits strictement réservés. Reproduction ou communication a des tiers interdite sous quelque forme que ce soit sans autorisation écrite du propriétaire. Propriete de c FCI. Droits de reproduction FCI.



All rights strictly reserved. Reproduction or issue to third parties in any form whatever is not permitted without written authority from the proprietor. Property of FCI. Copyright FCI.

PRODUCT NUMBER	PCB THICKNESS	DIM "A"
88945-X02	1.6	2.90
88945-X12	2.4	3.53
88945-X02LF	1.6	2.90
88945-X12LF	2.4	3.53

PLATING CONTACT AREA:	
DASH NR:	PERFORMANCE LEVEL
-1YY/1YYLF	TELCORDIA CO
-2YY/2YYLF	CUSTOMER SPECIAL
-3YY/3YYLF	CUSTOMER SPECIAL



HOLE DIAMETER AFTER PLATING	0.65-0.80
DRILLED HOLE	0.81-0.86 (0.85 DRILL)
COPPER PLATING	0.025 - 0.05
SnPb PLATING	0.005-0.015

NOTES:

- CONNECTOR MATERIALS:
HOUSING: LCP, 30% GLASS FILLED, UL 94-V0 COMPLIANT
TERMINAL: PHOSPHOR BRONZE ALLOY
- PRESS-FIT TAIL PLATING: 0.5-1.5 µm TIN LEAD
- PRODUCT SPECIFICATION:
GS-12-002
- APPLICATION SPECIFICATIONS:
BUS-20-061
GS-20-001
TA-941
- PRODUCT MARKING: (PART NUMBER & LOT CODE).
- INDICATED HOLES ARE UNPLATED.
- DIAMOND LOCATION PEG ARE ONLY EXISTED ON THE BOTH SIDES OF PRODUCT.
- TOP SURFACE OF PRESS BLOCK MAY EXTEND UP TO 0.4MM HIGHER THAN HOUSING. THIS MAY AFFECT THE TAIL LENGTH BEFORE APPLICATION TO A BOARD.
- THESE PRODUCTS WHERE THE PART NUMBER ENDS IN "LF" MEET THE EUROPEAN UNION DIRECTIVES AND OTHER COUNTRY REGULATIONS AS DESCRIBED IN GS-22-008.

ALL PRODUCTS WILL WITHSTAND EXPOSURE TO 240°C FOR 60 SECONDS IN A CONVECTION, INFAR-RED OR VAPOR PHASE REFLOW OVEN.
- For PLATING SPEC, REFER TO DRAWING 10097866.
FOR LEAD FREE PART NUMBERS ADD "LF" SUFFIX. EXAMPLE: 88945-XYLFF.

RECOMMENDED PC BOARD LAYOUT, COMPONENT SIDE.

mat'l. code		tolerances unless otherwise specified		CUSTOMER COPY		FCI	
SEE NOTES						www.fciconnect.com	
ltr	ecn no	dr	date	linear	.X ±.3	projection	title
K	DG07-0170	Cenh	05/22/07		.XX ±.10		B SERIES R/A SIGNAL RECEPT ASSY 4 ROW, 1 MOD, PF
L	DG08-0171	TER	9/12/08		.XXX ±.050		
M	DG09-0068	Cenh	03/03/09	angles	0' ±2'		product family METRAL (tm) size dwg no
N	DG10-0155	Cenh	04/22/10	dr	S.STONER 10/29/92		
				enr	R.DOUTRICH 10/29/92	scale	A
H	V05-0074	LP	4/12/05	chr	S.STONER 10/29/92		
J	V05-0522	DAI	6/8/05	appd	S.STONER 10/29/92	1:1	88945
sheet index	revision sheet	N	1				code 213 sheet 1 of 1

cage code 22526