

**MICRO SWITCH**  
a Honeywell Division

FED. MFG. CODE 91929

SWITCH-BASIC

CATALOG LISTING

V7-2B17D8-162

CW-B3072

CATALOG LISTING  
V7-2B17D8-162

RELEASE NO. PR-17783 REPLACES

**M**

ISSUE  
**2**

CHECK

REVISIONS  
A CO  
76214  
G R T  
20 OCT 93

CHECK

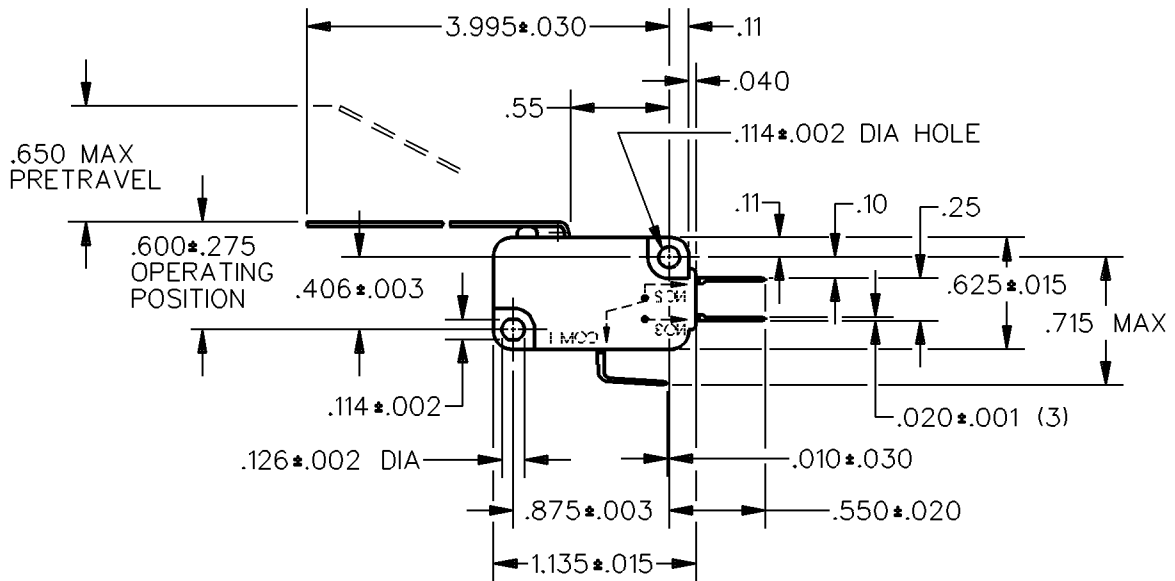
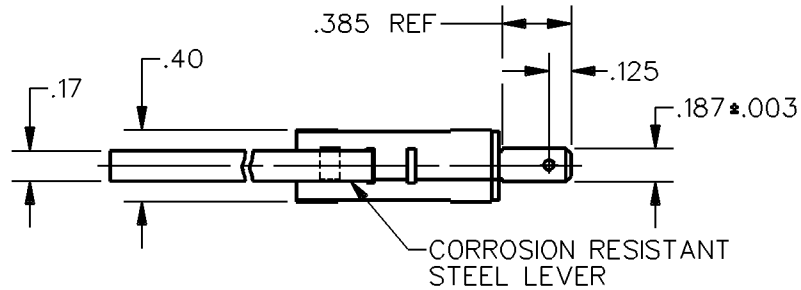
8 DEC 89

DCS

CHECK

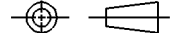
WJM 1 DEC 89

DDM/CAD  
DRAWN



THIS DRAWING COVERS A PROPRIETARY ITEM AND IS THE PROPERTY OF MICRO SWITCH, A DIVISION OF HONEYWELL. THIS DRAWING IS NOT TO BE COPIED OR USED WITHOUT THE APPROVAL OF MICRO SWITCH.

THIRD ANGLE PROJECTION



CHARACTERISTICS	ELECTRICAL DATA	SCALE	FULL	DO NOT SCALE PRINT
OPERATING FORCE — — — 10 GRAM MAX	CONTACT ARRANGEMENT S P D T	<b>UNLESS OTHERWISE SPECIFIED TOLERANCES ARE</b>		
RELEASE FORCE — — — 1/2 GRAM MIN	L156 11A 1/3HP 125, 250, 277 VAC 1/2A 125 VDC; 1/4A 250 VDC 4A 125 VAC "L"	ONE PLACE (.0)	± .030	
DIFFERENTIAL TRAVEL — — — .170 MAX		TWO PLACE (.00)	± .015	
OVERTRAVEL — — — — .380 MIN		THREE PLACE (.000)	± .005	
RELEASE TRAVEL — — — — .087 MIN		ANGLES	±	
		WEIGHT		

