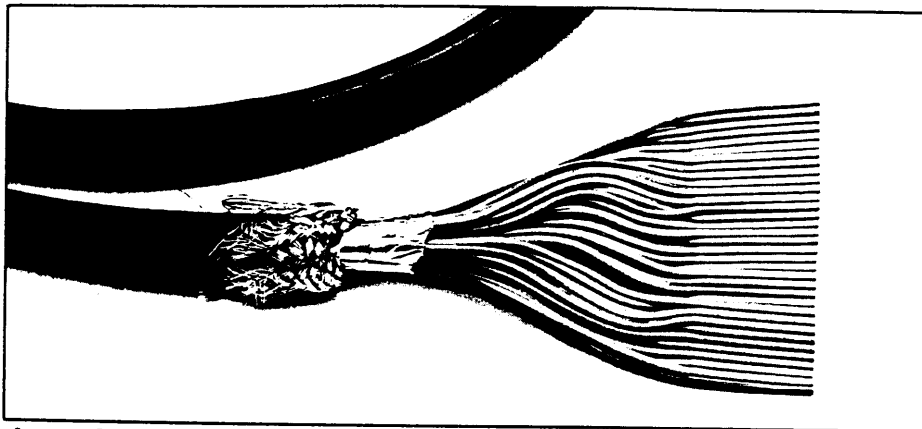


148-379 to 148-384

Spectra-Strip® Round 'N' Flat™ jacketed shielded cable — 159-2801 series



benefits

- Round cable that mass terminates
- High flexibility
- Helps meet FCC regulations
- UL and CL2
- CSA Certified

characteristics

Physical

Conductors: 28 AWG, 7/36 tinned copper

Color code: gray with red edge

Insulation: PVC, .010" wall

Thickness: .035" ± .003"

Pitch: .050" ± .003"

Shielding: aluminum/polyester tape, with minimum 90% coverage tinned copper braid

Jacket: Black PVC, .030" nom. wall

Liner: Paper liner between jacket and braid

Temperature rating -20° to 105°C (-4° to +221°F)

UL style: Inner cable: 2651; composite: 20381

Electrical

Voltage: 300 volts

*Impedance: 75 ohms

*Capacitance: 24 pf/ft. at 1 MHz (78.7 pf/m)

*Inductance: .15 µh/ft at 1 MHz (.49 µh/m)

Propagation delay: 1.60 ns/ft. (5.25 ns/m)

Insulation resistance: 10¹⁰ ohms — 10 ft., min.

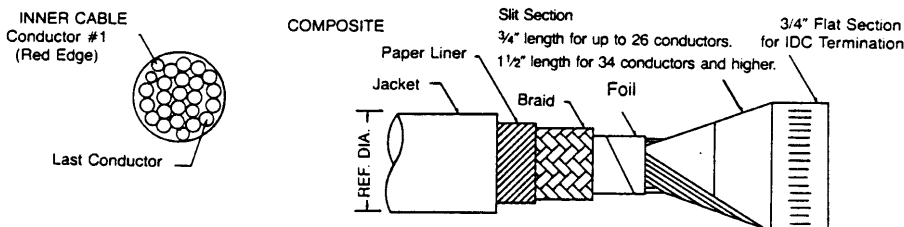
*Above values measured in the ground-signal-ground mode with the shield also grounded.

description

Round 'N' Flat cable combines, into a single construction, the handling and shielding features of round cable and the mass termination capabilities of flat cable. This product is designed for routing in tight spaces where a round shape is more practical and where a foil/braid shield is necessary to help meet FCC requirements for EMI/RFI suppression.

The inner cable is extruded Spectra-Zip with alternating sections that are flat and slitted. Each flat section is 3/4" in length with conductors on controlled spacing of .050" ± .003" making it ideally suited for IDC mass termination methods. The alternating flat and slit sections also offer an advantage over standard round cable for hand terminations. The flat sections keep the conductors aligned for conductor positioning while the slit zip feature provides easy breakout of individual conductors.

One edge of the flat cable is marked for conductor referencing. Two layers of shielding, aluminum-polyester foil and tinned copper braid, are used to protect signals from EMI interference.

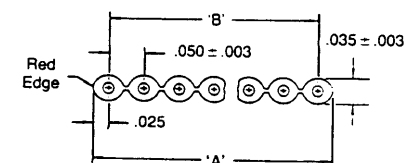


order information

Series 159-2801-0XX AWG 28 — 7/36, .050" centers

Part Number	No. Cond.	Width 'A'		Span 'B'		Ref. Dia. Inches
		Inches	(mm)	Inches	(mm)	
843-159-2801-009	9	.450	(11,43)	.400 ± .007	(10,16 ± 0,18)	.270
843-159-2801-010	10	.500	(12,70)	.450 ± .007	(11,43 ± 0,18)	.270
843-159-2801-015	15	.750	(19,05)	.700 ± .011	(17,78 ± 0,28)	.300
843-159-2801-016	16	.800	(20,32)	.750 ± .011	(19,05 ± 0,28)	.310
843-159-2801-020	20	1.000	(25,40)	.950 ± .011	(24,13 ± 0,28)	.330
843-159-2801-024	24	1.200	(30,48)	1.150 ± .011	(29,21 ± 0,28)	.350
843-159-2801-025	25	1.250	(31,75)	1.200 ± .011	(30,48 ± 0,28)	.360
843-159-2801-026	26	1.300	(33,02)	1.250 ± .011	(31,75 ± 0,28)	.360
843-159-2801-034	34	1.700	(43,18)	1.650 ± .011	(41,91 ± 0,28)	.400
843-159-2801-036	36	1.800	(45,72)	1.750 ± .015	(44,45 ± 0,38)	.410
843-159-2801-037	37	1.850	(47,00)	1.800 ± .015	(45,72 ± 0,38)	.410
843-159-2801-040	40	2.000	(50,80)	1.950 ± .015	(49,53 ± 0,38)	.430
843-159-2801-050	50	2.500	(63,50)	2.450 ± .015	(62,23 ± 0,38)	.480
843-159-2801-060	60	3.000	(76,20)	2.950 ± .015	(74,93 ± 0,38)	.520
843-159-2801-064	64	3.200	(81,28)	3.150 ± .015	(80,01 ± 0,38)	.530

Standard put-up is 100 feet on cardboard reels. Consult factory for larger put-ups.



159 series capabilities

159-2801-0XX Round 'N' Flat, aluminum/poly shield, tinned copper braid

159-2801-1XX Round 'N' Flat, aluminum/poly shield only, no braid

159-2801-2XX Round 'N' Flat, no shield, clear poly only

Reference diameters for -1XX and -2XX are .030" to .040" smaller than above. Standard put-up is 100 feet on cardboard reels. Consult factory for larger put-ups.