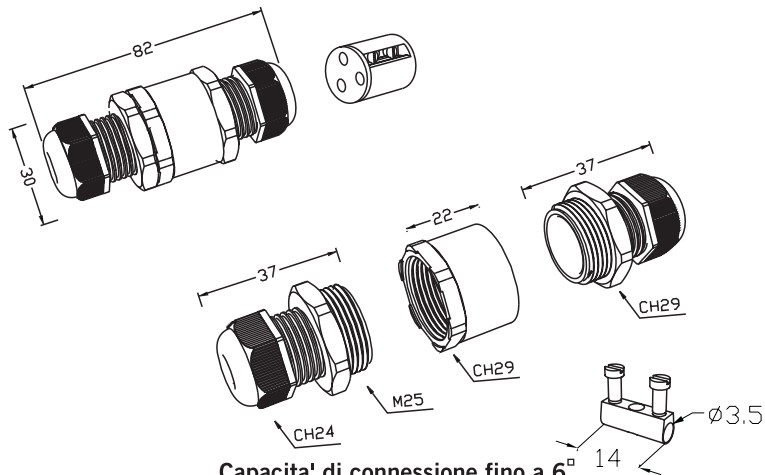




# TH390 IP68

PATENTED

2/3 poli



Capacità di connessione fino a 6<sup>°</sup>  
Connection capability up to 6<sup>°</sup>

Morsettiera coassiale ad elevato grado IP. Versione 2 o 3 poli. Viti imperdibili.

Terminal block 2 or 3 poles with high IP rate. Captive screw.

### Dati tecnici - Technical data

250-450V	4 <sup>°</sup>	IP68
PTI 250	T85° C	2-5 BAR
Poli - Poles	H05SS-F	Cavo - Wire
	Min.	Max.
2p-3p	3G 1.5mm <sup>2</sup>	3G 4mm <sup>2</sup>

Coppia torsione Torque force	Tube-Corpo pressacavo Tube-Cable gland body	Corpo pressacavo-Dado Cable gland body-Nut
2p "I-L"	2.5 Nm  29	2.5 Nm  24
3p "I-L-T"	2.5 Nm  29	2.5 Nm  29

### Materie prime - Raw materials

#### Materia plastica - Plastics

PA66 UL94 V2 GWT 850°C  
PA66GF UL94 V0 GWT 960°C

■ Nero - Black

#### Gomme - Rubbers

Gommini- sealing inserts: TPE-V  
Guarnizioni - seals: SILICONE silicon

#### Bussole- Insert

M3 Acciaio zincato passivato  
Zinc plated steel

Ottone nichelato Nickel plated	Bussola cieca End barrier insert	1	
	Bussola STD STD insert	2	
	Bussola WP WP insert	3	

### Norme - Standards

EN60529:1991+A1:2000-  
IP68:20MT/50MT-PROF;60 MIN  
EN 60998-1:2004  
EN 60998-2-1:2004



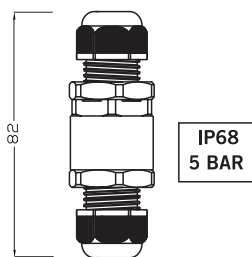
### Codice - Part number

T H B . 3 9 0 . X X X

Min-Max Ø cavo - cable Ø 5÷13,5 mm

2 poli  
poles

3 poli  
poles



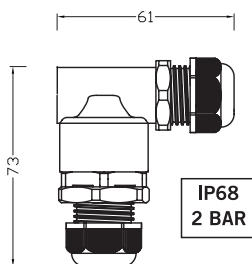
450V  
THB.390.A1B  
THB.390.A2B  
THB.390.A3B



450V  
THB.390.A1A  
THB.390.A2A  
THB.390.A3A

2 poli  
poles

3 poli  
poles



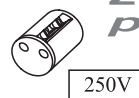
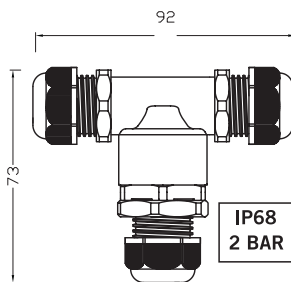
450V  
THB.390.B1B  
THB.390.B2B  
THB.390.B3B



450V  
THB.390.B1A  
THB.390.B2A  
THB.390.B3A

2 poli  
poles

3 poli  
poles



250V  
THB.390.C1B  
THB.390.C2B  
THB.390.C3B

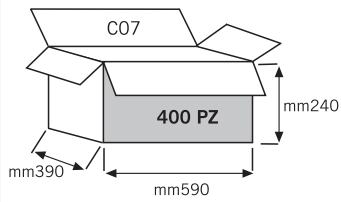


250V  
THB.390.C1A  
THB.390.C2A  
THB.390.C3A

Eventuali modifiche e migliorie sui dati tecnici o sul prodotto potranno essere effettuate senza preavviso.  
All technical data or other eventual product modifications and improvements can be carried out without notice

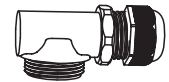
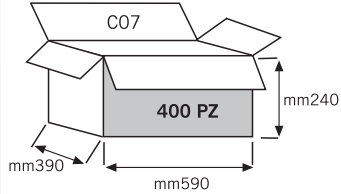
## Kit di fornitura non assemblato THB Unassembled kit THB

### VERSIONE LINEARE THB.390.AXX "I" VERSION



Min-Max Ø cavo - cable ⊕ ⊕ Ø 5÷13,5 mm

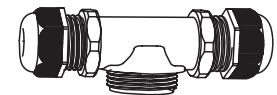
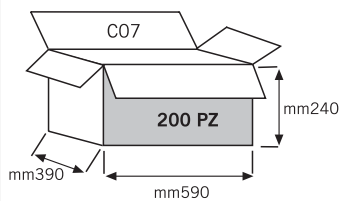
### VERSIONE A "L" THB.390.BXX "L" VERSION



Min-Max Ø cavo - cable ⊕ ⊕ Ø 5÷13,5 mm

Min-Max Ø cavo - cable ⊕ ⊕ Ø 5÷13,5 mm

### VERSIONE A "T" THB.390.CXX "T" VERSION



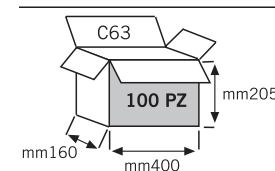

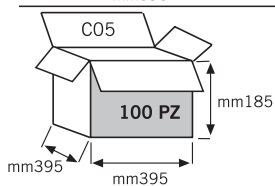

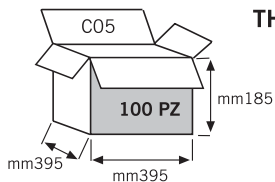
Min-Max Ø cavo - cable ⊕ ⊕ Ø 5÷13,5 mm

Min-Max Ø cavo - cable ⊕ ⊕ Ø 5÷13,5 mm

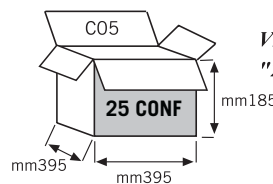
## Kit di fornitura assemblato THZ Assembled kit THZ

## Kit di fornitura imbustati THR Fare riferimento a catalogo THR Retail packed kit THR Please refer to THR Retail Catalogue

### THZ.390.XXX



### THR.390.SXX



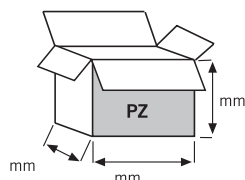
### VERSIONE A "2-3P" "2-3P" VERSION



1 CONF  
1 PZ

## Kit di fornitura con versionamenti e confezionamenti speciali THK Special custom packed version THK

### THK.390.XXX



Nota: su richiesta è possibile montare in ingresso il pressacavo COD.604001300 per cavi da Ø8÷17

Note: On request available with cable clamp cod.604001300 for Ø8÷Ø17 input cable.

Vedi istruzioni di assemblaggio  
Refer to user instructions