

Anna-40-6 series



| | | | |
|------------------------|-------------------------------|-------------|-----------|
| Ordering number | C11805 | | |
| Description | C11805_Anna-40-6-S-OSL | | |
| Family | Anna-40-6 | FWHM | 0 degrees |
| Type | Lens | Efficiency | - |
| LED | Oslon SSL 80 | cd/lm | - |
| Color | Transparent | Gerber File | Available |
| Diameter | 40 mm | | |
| Height | 10.7 mm | | |
| Style | Round | | |
| Optic Material | PMMA | | |
| Holder Material | - | | |
| Fastening | - | | |
| Status | Ready | | |



| | | | |
|------------------------|-------------------------------|-------------|-----------|
| Ordering number | C11806 | | |
| Description | C11806_Anna-40-6-M-OSL | | |
| Family | Anna-40-6 | FWHM | 0 degrees |
| Type | Lens | Efficiency | - |
| LED | Oslon SSL 80 | cd/lm | - |
| Color | Transparent | Gerber File | Available |
| Diameter | 40 mm | | |
| Height | 10.7 mm | | |
| Style | Round | | |
| Optic Material | PMMA | | |
| Holder Material | - | | |
| Fastening | - | | |
| Status | Ready | | |



| | | | |
|------------------------|-------------------------------|-------------|-----------|
| Ordering number | C11807 | | |
| Description | C11807_Anna-40-6-W-OSL | | |
| Family | Anna-40-6 | FWHM | 0 degrees |
| Type | Lens | Efficiency | - |
| LED | Oslon SSL 80 | cd/lm | - |
| Color | Transparent | Gerber File | Available |
| Diameter | 40 mm | | |
| Height | 10.7 mm | | |
| Style | Round | | |
| Optic Material | PMMA | | |
| Holder Material | - | | |
| Fastening | - | | |
| Status | Ready | | |

D

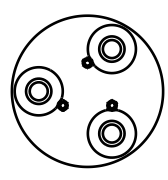
C

B

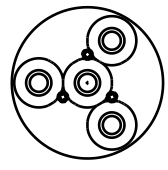
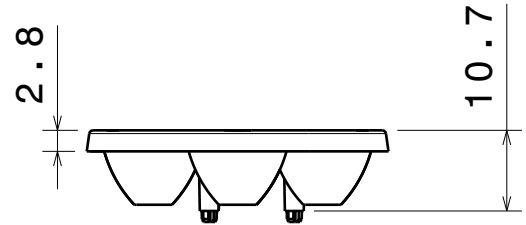
A

4

4

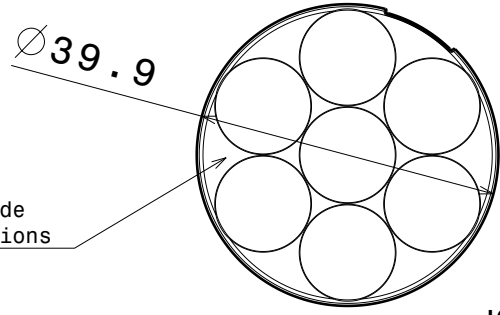


Anna-3

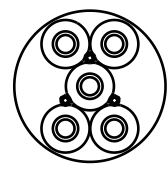


Anna-4

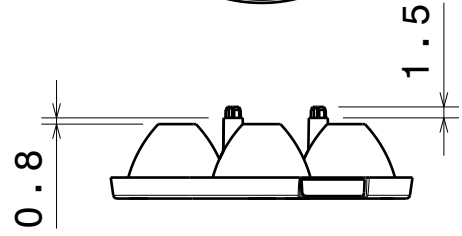
Anna-7



Same top side in all versions

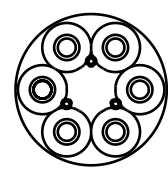


Anna-5



3

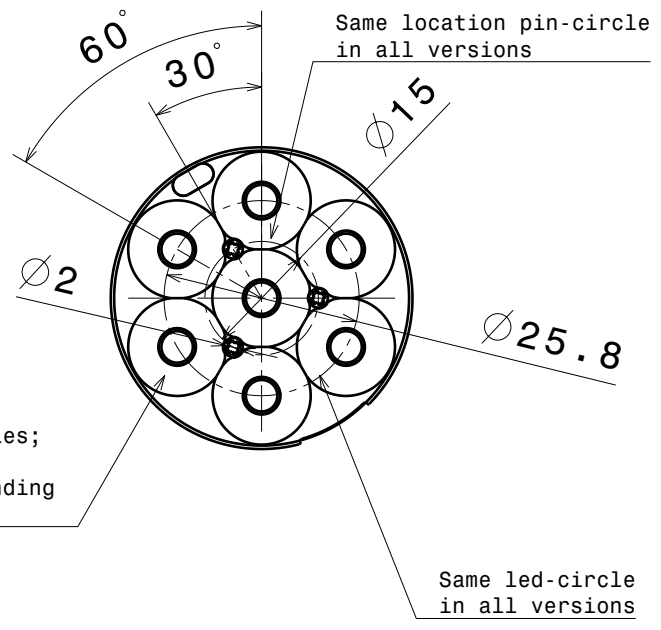
3



Anna-6

Material: PMMA

- Versions:
- Anna-3-S
 - Anna-3-M
 - Anna-3-W
 - Anna-4-S
 - Anna-4-M
 - Anna-4-W
 - Anna-5-S
 - Anna-5-M
 - Anna-5-W
 - Anna-6-S
 - Anna-6-M
 - Anna-6-W
 - Anna-7-S
 - Anna-7-M
 - Anna-7-W



Number of cones varies; 3, 4, 5, 6 and 7pcs on bottom side depending the version.

2

2

This drawing is our property. It can't be reproduced or communicated without our written agreement.



L T F F e e i n

DRAWING TITLE

Datasheet Anna40-series Lens

1

1

| | |
|-------------------|--------------------|
| DRAWN BY p | DATE 12.10.2010 |
| CHECKED BY s n | DATE 12.10.2010 |
| DESIGNED BY hh | DATE 30.07.2010 |

| | | |
|--------------|---------------------|--------------|
| SIZE A4 | DRAWING NUMBER - | REV 1 |
| SCALE 1:1 | WEIGHT (g) | SHEET 1/1 |

D

A