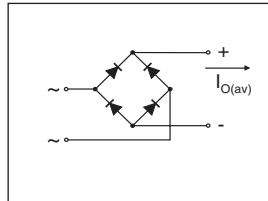


1A Single Phase D.I.L. Rectifier Bridge

- Leads on standard 0.1" grid
- Suitable for automatic insertion
- High surge current capability
- Fully characterised data
- Wide temperature range
- Surface mount option



$I_{O(av)} = 1.0 \text{ A}$
 V_{RRM} range
 50 to 1000V

Description

The DF Series of Single Phase Rectifier Bridges consists of four silicon junctions encapsulated in a 4 pin D.I.L. package. These devices are intended for general use in industrial and consumer equipment.



Electrical Specification

		DF...	Units	Conditions
I_O	Maximum DC output current	1.0	A	$T_{amb} = 40^\circ\text{C}$, Resistive or inductive load
		0.8	A	$T_{amb} = 40^\circ\text{C}$, Capacitive load
I_{FSM}	Maximum peak one cycle, non-repetitive surge current	30	A	$t = 10\text{ms}, 20\text{ms}$
		31	A	$t = 8.3\text{ms}, 16.7\text{ms}$
I^2t	Maximum I^2t capability for fusing	4.5	A^2s	$t = 10\text{ms}$
		4.1	A^2s	$t = 8.3\text{ms}$
		6.4	A^2s	$t = 10\text{ms}$
		5.8	A^2s	$t = 8.3\text{ms}$
$I^2\sqrt{t}$	Maximum $I^2\sqrt{t}$ capability for fusing	64	$\text{A}^2\sqrt{\text{s}}$	$t = 0.1$ to 10ms , no voltage reapplied
V_{FM}	Maximum peak forward voltage per diode	1.0	V	$I_{FM} = 1.0\text{A}$, $T_J = 25^\circ\text{C}$
I_{RM}	Typical peak reverse leakage per diode	5	μA	$T_J = 25^\circ\text{C}$, 100% V_{RRM}
		100	μA	$T_J = 150^\circ\text{C}$, 100% V_{RRM}
f	Operating frequency range	50 to 1000	Hz	
V_{RRM}	Maximum repetitive peak reverse voltage range	50 to 1000	V	

Thermal and Mechanical Specifications

		DF...	Units	Conditions
T_J T_{stg}	Operating and storage temperature range	- 55 to 150	$^\circ\text{C}$	
R_{thJA}	Thermal resistance, junctions to ambient	60	K/W	
W	Approximate weight	0.6 (0.02)	g (oz)	

Voltage Specifications

Part Number	V_{RRM} . Maximum repetitive peak reverse voltage V	V_{RSM} . Maximum non-repetitive peak reverse voltage V
DF005.	50	80
DF01.	100	150
DF02.	200	300
DF04.	400	500
DF06.	600	700
DF08.	800	900
DF10	1000	1100

Part Numbering

To specify surface mount option (S.M.D.) add 'S' suffix. e.g. DF04S etc.

To specify tape reel option add 'TRR16' or 'TR16' suffix. e.g. DF06STRR16, DF02STR16 etc.

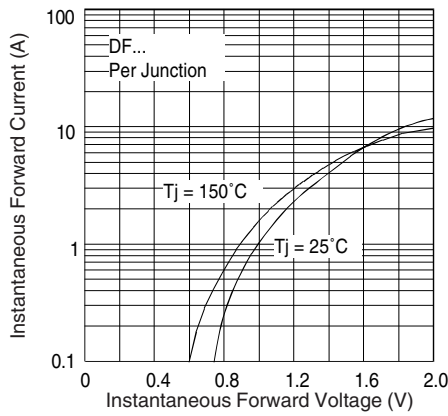


Fig. 1 - Forward Characteristics

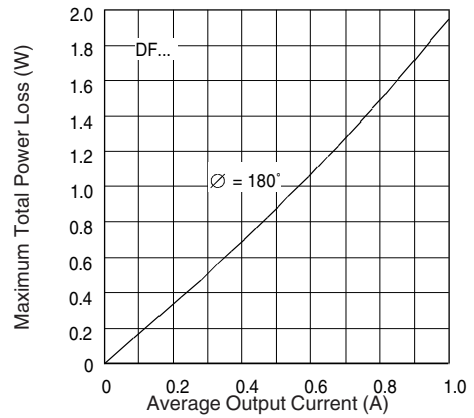


Fig. 2 - Power Loss Characteristics

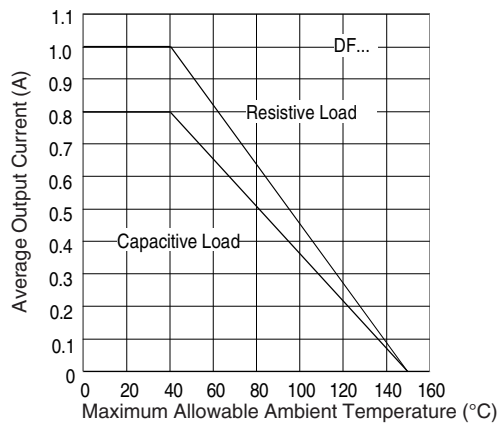


Fig. 3 - Current Ratings

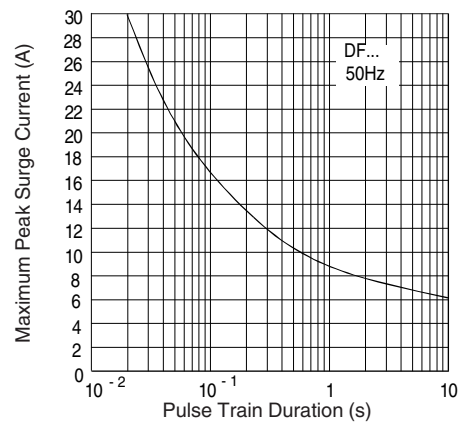
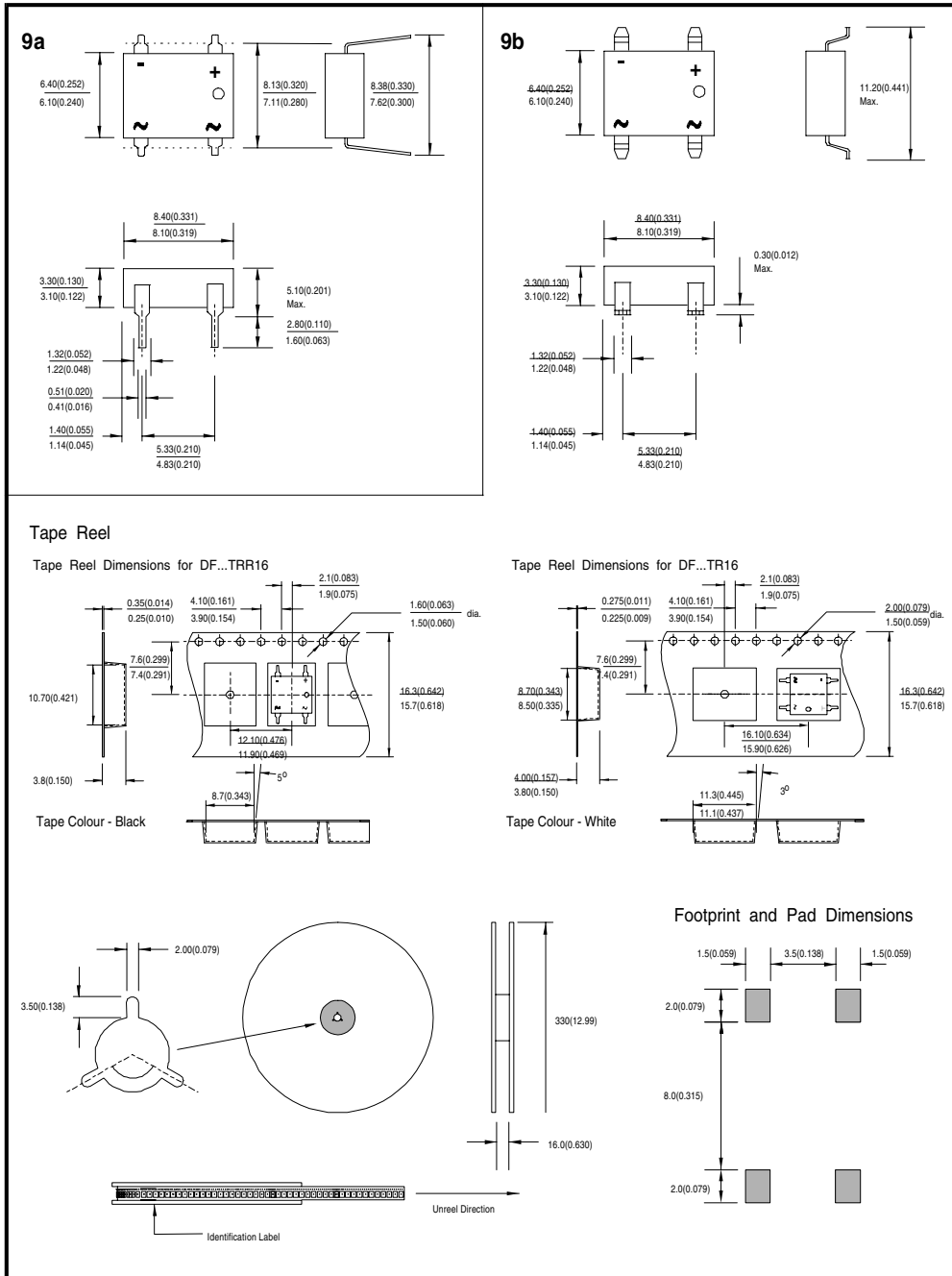


Fig. 4 - Non-Repetitive Surge Ratings

DF...

DF...S



All dimensions in millimetres(inches)

DF SERIES

Bulletin U2788 rev. D 04/00

International
IOR Rectifier

International
IOR Rectifier

WORLD HEADQUARTERS: 233 Kansas St., El Segundo, California 90245 U.S.A. Tel: (310) 322 3331. Fax: (310) 322 3332.
EUROPEAN HEADQUARTERS: Hurst Green, Oxted, Surrey RH8 9BB, U.K. Tel: ++ 44 1883 732020. Fax: ++ 44 1883 733408.
IR CANADA: 15 Lincoln Court, Brampton, Markham, Ontario L6T3Z2. Tel: (905) 453 2200. Fax: (905) 475 8801.
IR GERMANY: Saalburgstrasse 157, 61350 Bad Homburg. Tel: ++ 49 6172 96590. Fax: ++ 49 6172 965933.
IR ITALY: Via Liguria 49, 10071 Borgaro, Torino. Tel: ++ 39 11 4510111. Fax: ++ 39 11 4510220.
IR FAR EAST: K&H Bldg., 2F, 30-4 Nishi-Ikebukuro 3-Chome, Toshima-Ku, Tokyo, Japan 171. Tel: 81 3 3983 0086.
IR SOUTHEAST ASIA: 1 Kim Seng Promenade, Great World City West Tower, 13-11, Singapore 237994. Tel: ++ 65 838 4630.
IR TAIWAN: 16 Fl. Suite D.207, Sec. 2, Tun Haw South Road, Taipei, 10673, Taiwan. Tel: 886 2 2377 9936.