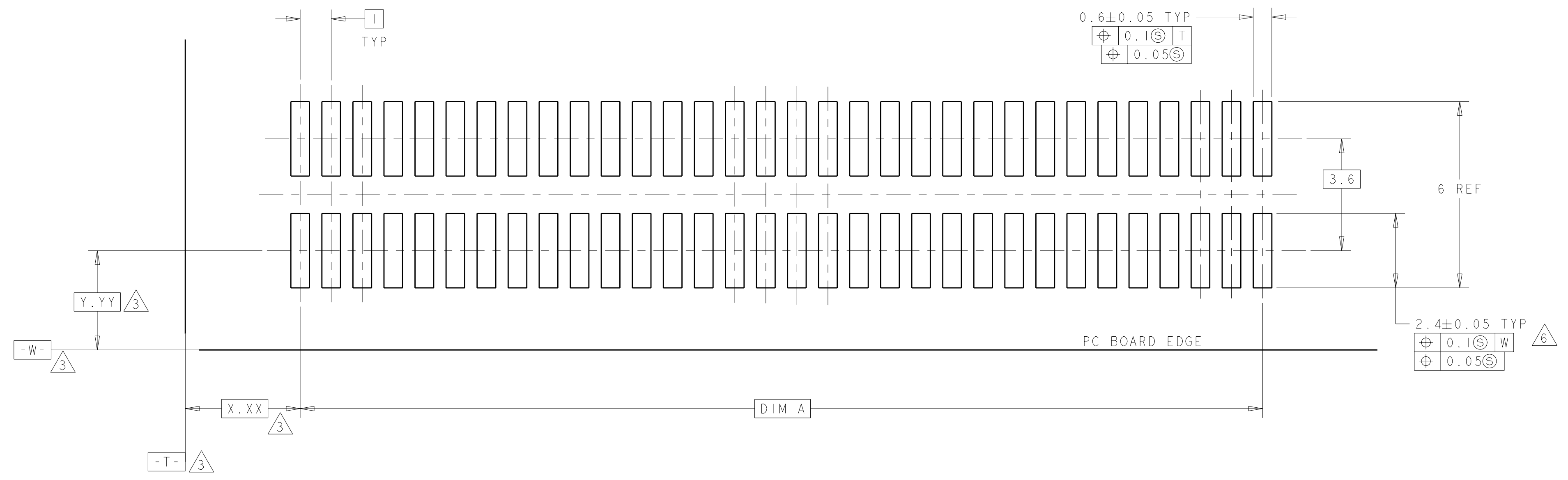
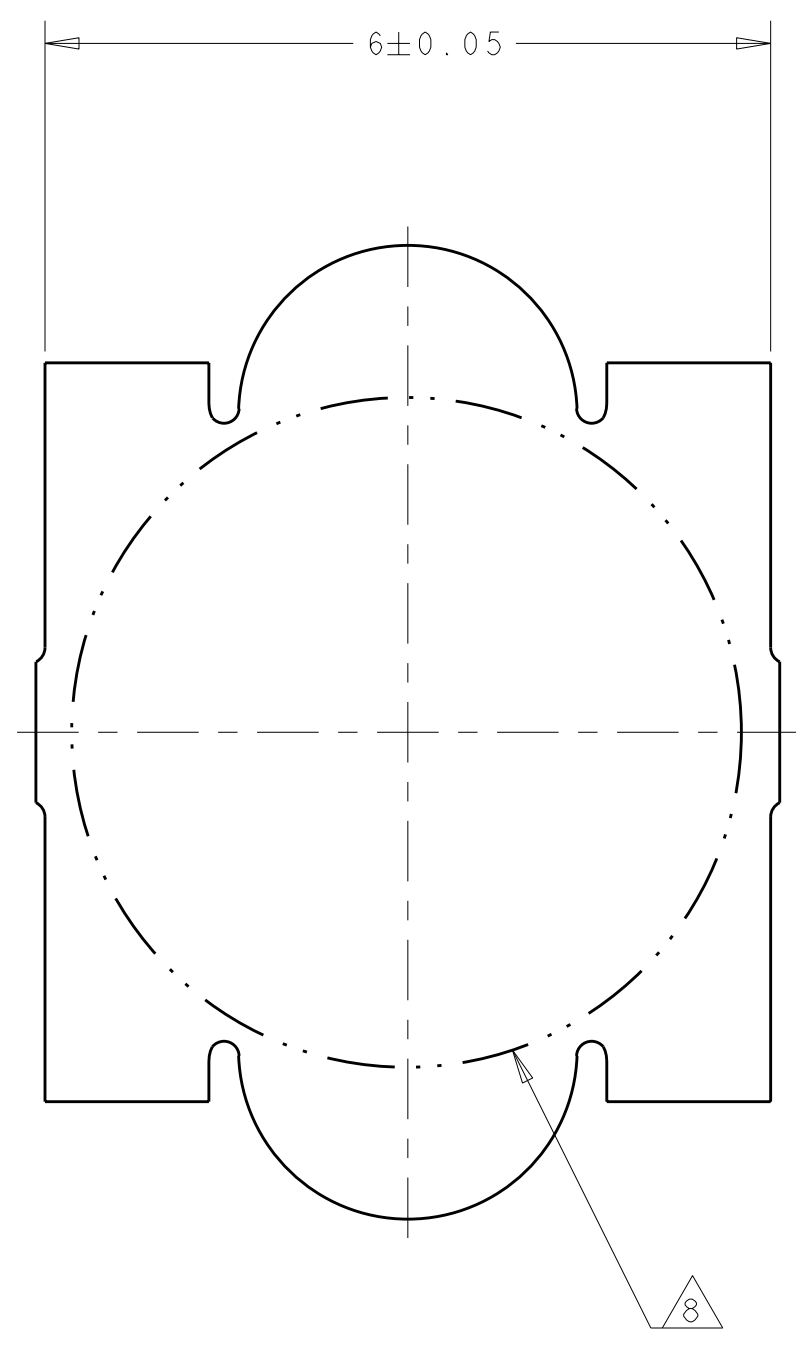
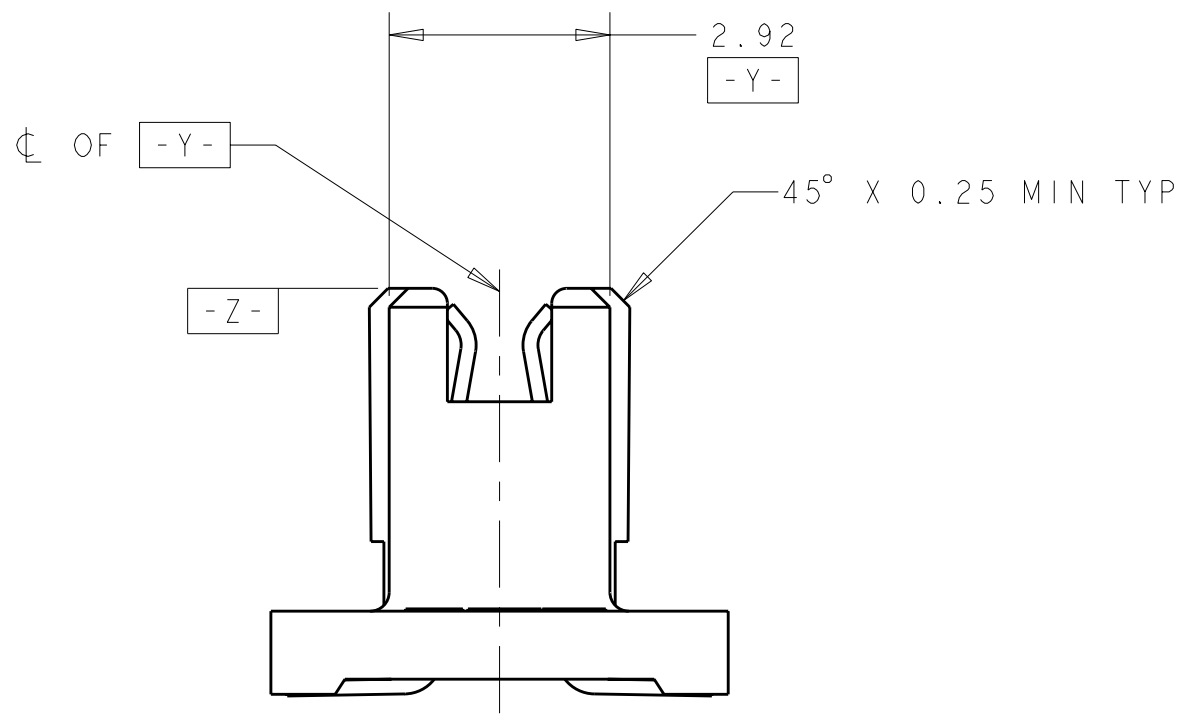
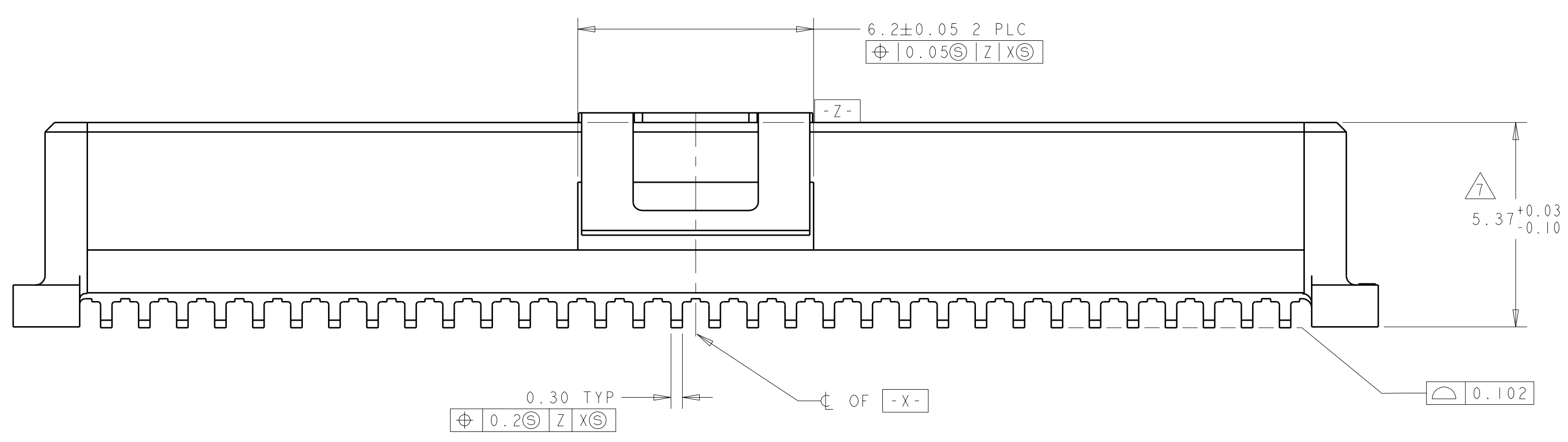
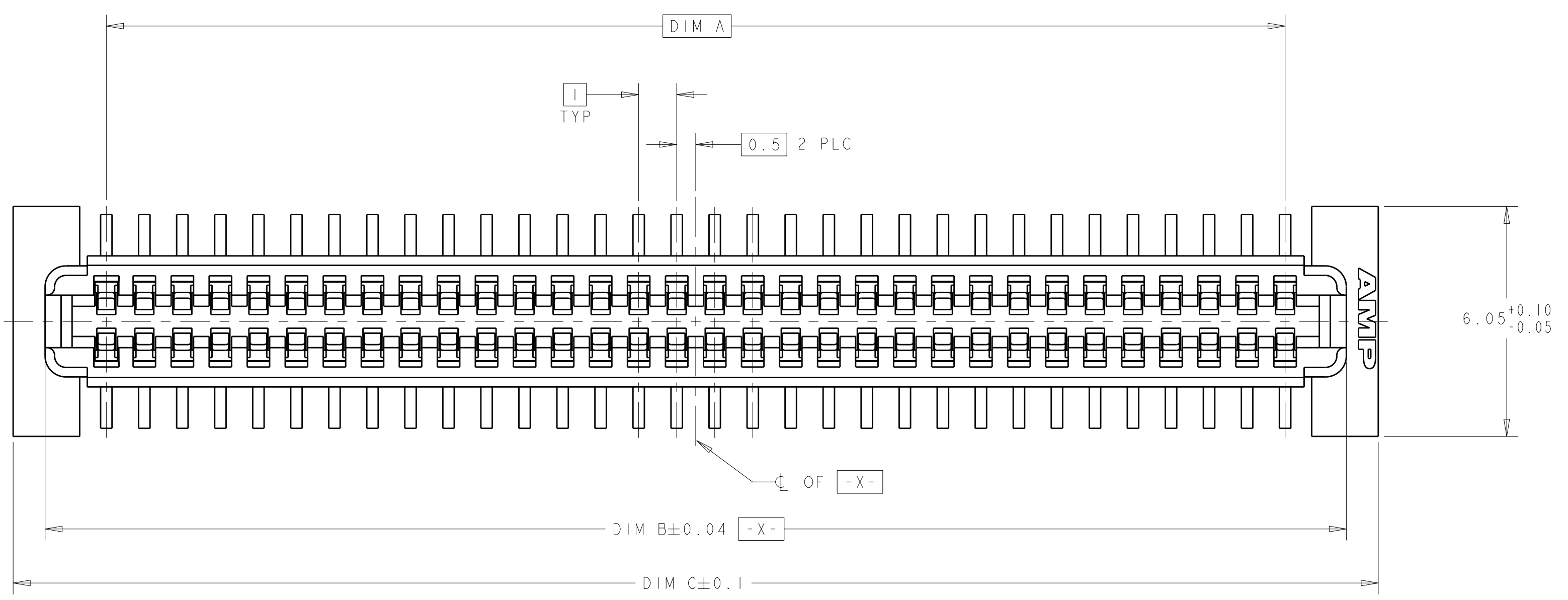


LOC	DIST	REV	DATE	BY	CHK	APP'D
AD	00	0	27SEP2004	BC	RW	
		A	10JUL2006	DH	DB	



RECOMMENDED PC BOARD LAYOUT

- 1. HOUSING MATERIAL: HIGH TEMPERATURE THERMOPLASTIC, COLOR: BLACK  
CONTACT MATERIAL: PHOSPHOR BRONZE
- 2. CONTACT FINISH: NICKEL UNDERPLATE ALL OVER, MATING SURFACES PLATED TO MEET PLI PERFORMANCE REQUIREMENTS OF INDUSTRY SPECIFICATION EIA-700AAAAB, SOLDER TAILS PLATED TIN.
- 3. DATUM LOCATIONS AND BASIC DIMENSIONS TO BE ESTABLISHED BY THE CUSTOMER. CONSULT AMP ENGINEERING WHEN PLACING MULTIPLE CONNECTORS ON A PC BOARD.
- 4. PACKAGED IN TAPE ON REEL PER EIA-481.
- 5. VACUUM COVER DESIGNED FOR 4mm DIA. NOZZLE. COVER TO BE REMOVED AFTER SOLDERING. COVER OMITTED FROM SOME VIEWS FOR DIMENSIONAL CLARITY.
- 6. SHORTER SOLDER LANDS MAY BE USED PER EIA 700AAAAB, HOWEVER 2.4 LENGTH ASSURES OPTIMUM SOLDER FILLET REGARDLESS OF MANUFACTURER OF CONNECTOR.
- 7. REFERRED TO AS DIM H = 5.30±0.1 IN EIA 700AAAAB SPECIFICATION.
- 8. 5.5 MIN DIA TARGET AREA FOR VACUUM PICK-UP.
- 9. CONTACT FINISH: 0.00381 MINIMUM MATTE TIN PER ASTM B 545 ON SOLDER AREA, 0.00127 MINIMUM GOLD PER ASTM B 488 ON MATING AREA, BOTH OVER 0.00127 MINIMUM NICKEL PER SAE-AMS-QQ-N-290 ON ENTIRE CONTACT.

FINISH	DIM C	DIM B	DIM A	MATING CONNECTOR	STACK HGTS	POS	PART NO
9	45.9	44.22	41	120534-2	10	84	1-5120528-2
9	45.9	44.22	41	120533-2	9	84	1-5120528-2
9	45.9	44.22	41	120532-2	8	84	1-5120528-2
9	35.9	34.22	31	120534-1	10	64	1-5120528-1
9	35.9	34.22	31	120533-1	9	64	1-5120528-1
9	35.9	34.22	31	120532-1	8	64	1-5120528-1
2	45.9	44.22	41	120534-2	10	84	5120528-2
2	45.9	44.22	41	120533-2	9	84	5120528-2
2	45.9	44.22	41	120532-2	8	84	5120528-2
2	35.9	34.22	31	120534-1	10	64	5120528-1
2	35.9	34.22	31	120533-1	9	64	5120528-1
2	35.9	34.22	31	120532-1	8	64	5120528-1

DIMENSIONS: mm TOLERANCES UNLESS OTHERWISE SPECIFIED: 9 PLC ± 5 PLC ±0.03 4 PLC ±0.003 ANGLES ±0°-1'		DWN BY: CABBO 27SEP04 CHK: R. WERTZ 27SEP04 APP'D: R. WERTZ 27SEP04		<b>tyco</b> Electronics Tyco Electronics Harrisburg, PA 17105-3608	
MATERIAL: SEE TABLE		PRODUCT SPEC: 502-1079 APPLICATION SPEC: 114-25045		RCPT ASSY, W/COVER, 1.0mmFH (IEEE1386) CONNECTOR SIZE: 114-25045 CAGE CODE: 00779 DRAWING NO: 5120528	
CUSTOMER DRAWING		SCALE: 10:1		SHEET 1 OF 1 REV A	