


1-15-289	550 x 7	4			
1-15-288	500 x 7	4			
1-15-283	450 x 7	4			
1-15-281	400 x 7	4			
STANLEY	L mm x				

3253561152894					
3253561152887					
3253561152832					
3253561152818					
STANLEY	L mm x				




- Aggressive tooth geometry
- Hardpoint teeth for long life
- ABS handle has 45° and 90° marking out features

JET-CUT SP SAW

1-15-239	550 x 7	4			
1-15-238	500 x 7	4			
STANLEY	L mm x				

3253561152399					
3253561152382					
STANLEY	L mm x				



- Aggressive tooth geometry
- Hardpoint teeth for long life
- Tough ABS handle

JET-CUT HP SAW

- Over 10 teeth per inch - Fine and accurate joints
- 7 to 9 teeth per inch - General purpose sawing
- Less than 6 teeth per inch - Heavy sawing down the grain

Usage

- Very aggressive Jet-Cut teeth have three precision ground bevelled cutting edges for extra fast sawing
- 20% - 50% faster, particularly on pine and man made materials such as chip board
- Variable set and third cutting angle on tip of tooth give easier sawing with better kerf clearance and a smooth cut
- High frequency, induction hardening gives teeth extra long life (no sharpening needed)


STANLEY JET CUT SAWS

1-11-115	50 x 1	1			
1-11-113	50 x 1	1			
STANLEY					



5903 SLIMKNIFE BLADE

1-11-221	50 x 1	1			
0-11-221	3 x 1	10	x		
STANLEY					



5901 SLIMKNIFE BLADE


1-15-429	350 x 8	4			
STANLEY	L mm x				



- Tough ABS handle has 45° and 90° marking out feature

UNIVERSAL ABS HANDLE SAW


1-20-182	550 x 11	4			
1-20-181	500 x 11	4			
1-20-180	450 x 11	4			
STANLEY	L mm x				



- Aggressive tooth geometry
- Hardpoint teeth for long life
- Bi material handle for comfort and ease of use
- Appliflon coating prevents rusting and reduces friction

JET CUT LOW FRICTION FINE SAW (APPLIFLON)

1-20-152	550 x 7	4			
1-20-151	500 x 7	4			
1-20-150	450 x 7	4			
STANLEY	L mm x				



- Aggressive tooth geometry
- Hardpoint teeth for long life
- Bi material handle for comfort and ease of use
- Appliflon coating prevents rusting and reduces friction

JET-CUT LOW FRICTION SAW (APPLIFLON)

1-15-633	350 x 11	4			
1-15-594	400 x 11	4			
1-15-595	450 x 11	4			
1-15-599	500 x 11	4			
1-15-244	550 x 11	4			
STANLEY	L mm x				



- Aggressive tooth geometry
- Hardpoint teeth for long life
- ABS handle has 45° and 90° marking out features

JET-CUT FINE PANEL SAW