


## PC 4/10-G-7,62

Order No.: 1804878

The figure shows a 5-pos. version of the product

<http://eshop.phoenixcontact.net/phoenix/treeViewClick.do?UID=1804878>Header, Nominal current: 20 A, Nom. voltage: 400 V, Pitch: 7.62 mm,  
Number of positions: 10, Color: green, Assembly: Soldering

### Commercial data

EAN	4017918046316
Pack	50 pcs.
Customs tariff	85366990
Weight/Piece	0.01793 KG
Catalog page information	Page 370 (CC-2009)

### Product notes

WEEE/RoHS-compliant since:  
01/01/2003

<http://www.download.phoenixcontact.com>  
Please note that the data given here has been taken from the online catalog. For comprehensive information and data, please refer to the user documentation. The General Terms and Conditions of Use apply to Internet downloads.

### Technical data

#### Dimensions / positions

Pitch	7.62 mm
Dimension a	68.58 mm
Number of positions	10
Pin dimensions	1 x 0,8 mm
Hole diameter	1.3 mm

**Technical data**

Insulating material group	I
Rated surge voltage (III/3)	6 kV
Rated surge voltage (III/2)	6 kV
Rated surge voltage (II/2)	6 kV
Rated voltage (III/2)	630 V
Rated voltage (II/2)	630 V
Connection in acc. with standard	EN-VDE
Nominal current $I_N$	20 A
Nominal voltage $U_N$	400 V
Maximum load current	20 A
Insulating material	PA
Inflammability class acc. to UL 94	V0

**Certificates / Approvals**



Certification

BV, CSA, CUL, DNV, GL, GOST, LR, RS, UL

**CSA**

Nominal voltage $U_N$	300 V
Nominal current $I_N$	20 A

**CUL**

Nominal voltage $U_N$	300 V
Nominal current $I_N$	35 A

**UL**

Nominal voltage $U_N$	300 V
Nominal current $I_N$	35 A

**Accessories**

Item	Designation	Description
<b>Assembly</b>		
1827570	BF-PC 4	Mounting flange, is snapped onto the left and right of the headers, for screw connection with PC 4/...-STF-7.62

<b>Marking</b>		
1051993	B-STIFT	Marker pen, for manual labeling of unprinted Zack strips, smear-proof and waterproof, line thickness 0.5 mm
0804549	SK 7,62/3,8:FORTL.ZAHLEN	Marker card, printed horizontally, self-adhesive, 10-section marker strip, 12 identical decades marked 1-10, 11-20 etc. up to 91-99, sufficient for 120 terminal blocks
0805153	SK 7,62/3,8:SO	Marker card, special printing, self-adhesive, labeled acc. to customer requirements, 12 identical marker strips per card, max. 25-position labeling per strip, color: white
0803906	SK U/3,8 WH:UNBEDRUCKT	Unprinted marker cards, DIN A4 format, pitch as desired, self-adhesive, with 40 stamped marker strips, 185 mm strip length, can be labeled with the CMS system or manually with the M-PEN

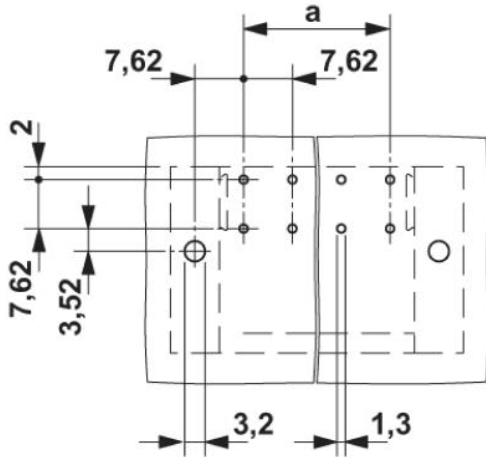
<b>Plug/Adapter</b>		
1600027	CP-HCC 4	Coding profile, Color: red

**Additional products**

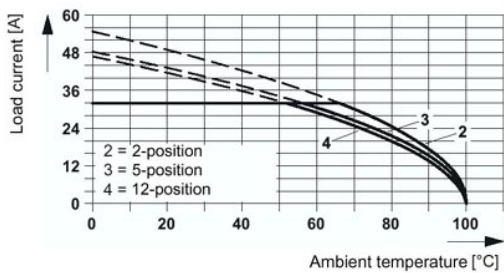
Item	Designation	Description
<b>General</b>		
1880151	PC 4 HV/10-STF-7,62	Plug component, Nominal current: 20 A, Nom. voltage: 800 V, Pitch: 7.62 mm, Number of positions: 10, Connection type: Screw connection, Color: green
1804988	PC 4/10-ST-7,62	Plug component, Nominal current: 20 A, Nom. voltage: 400 V, Pitch: 7.62 mm, Number of positions: 10, Connection type: Screw connection, Color: green
1828320	PC 4/10-STF-7,62	Plug component, Nominal current: 20 A, Nom. voltage: 400 V, Pitch: 7.62 mm, Number of positions: 10, Connection type: Screw connection, Color: green
1840117	PCC 4/10-ST-7,62	Plug component, Nominal current: 20 A, Nom. voltage: 400 V, Pitch: 7.62 mm, Number of positions: 10, Connection type: Crimp connection, Color: green

**Diagrams/Drawings**

Drilling plan/solder pad geometry

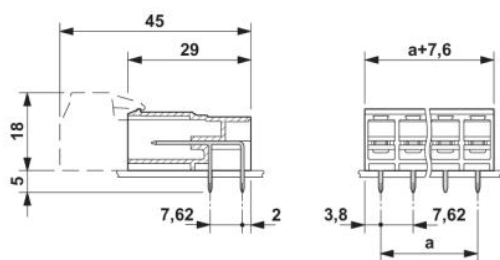


Diagram



The illustration shows the derating curve for plugs PC 5/...-ST-7,62 in combination with header PC 4/...-G-7,62.

Dimensioned drawing



**Address**

PHOENIX CONTACT GmbH & Co. KG  
Flachsmarktstr. 8  
32825 Blomberg, Germany  
Phone +49 5235 3 00  
Fax +49 5235 3 41200  
<http://www.phoenixcontact.com>



© 2010 Phoenix Contact  
Technical modifications reserved;