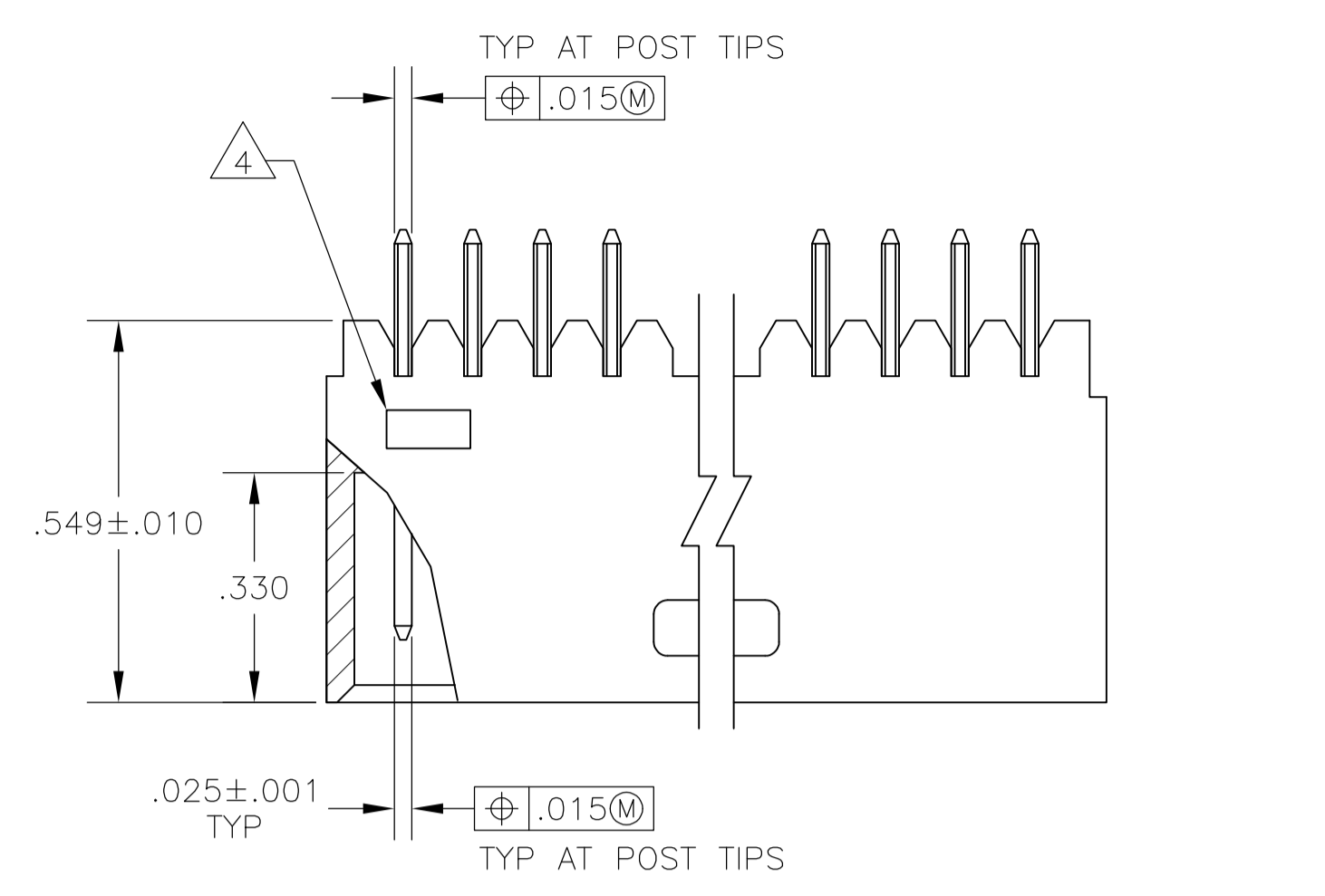
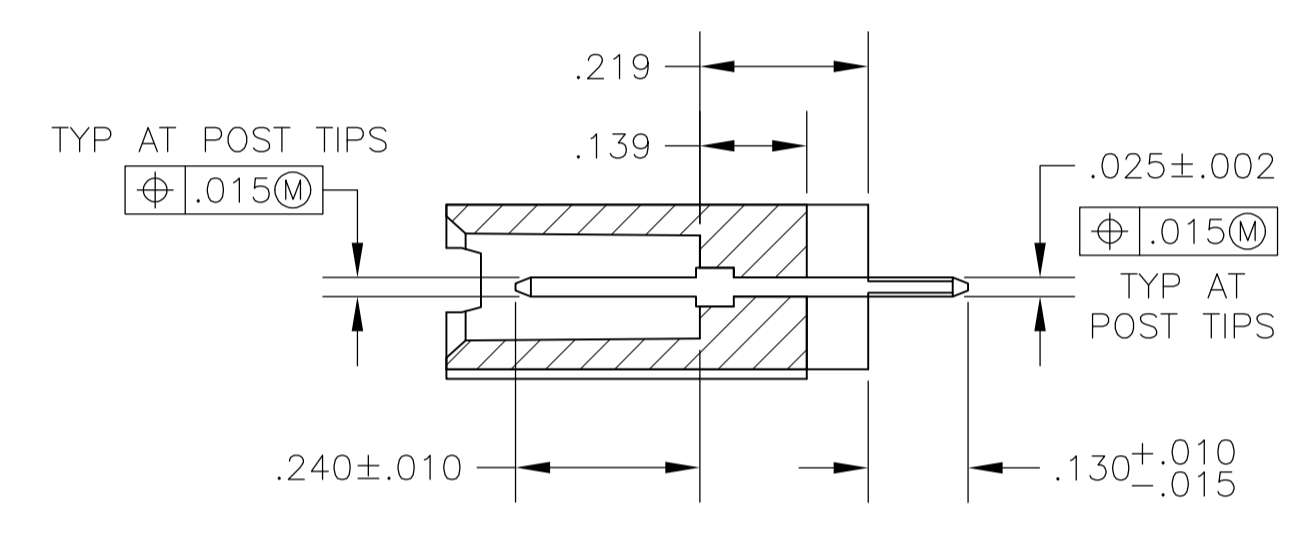
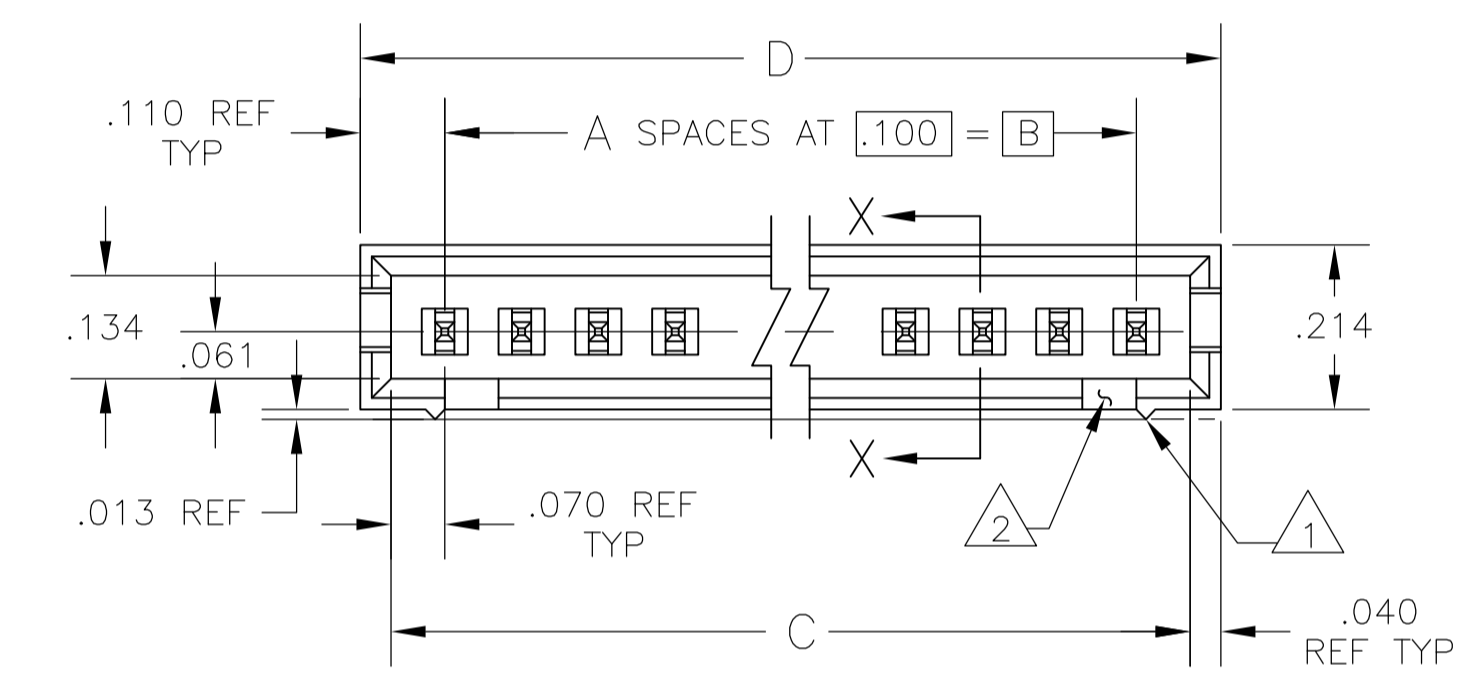


LOC		DIST		REVISIONS			
P	LTR	DESCRIPTION	DATE	DMN	APVD		
V	EC 063C 0218 05		29APR05	BSV	JLG		
V1	REVISED PER ECO-09-021826		25AUG09	KK	AEG		

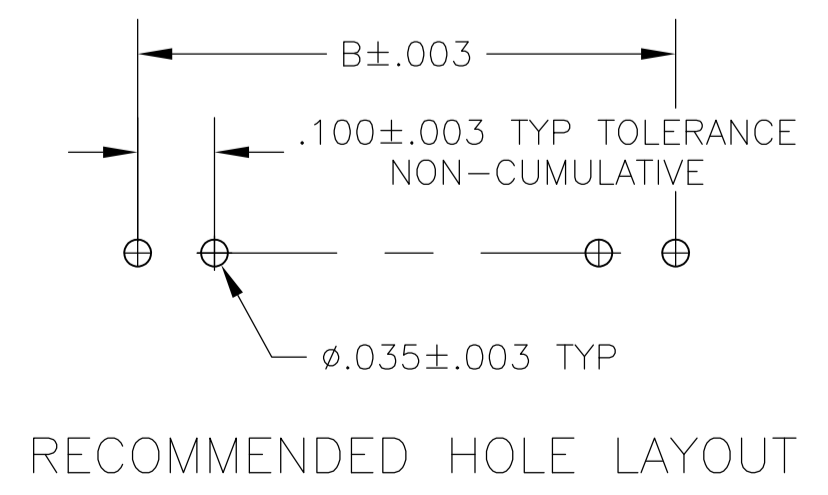
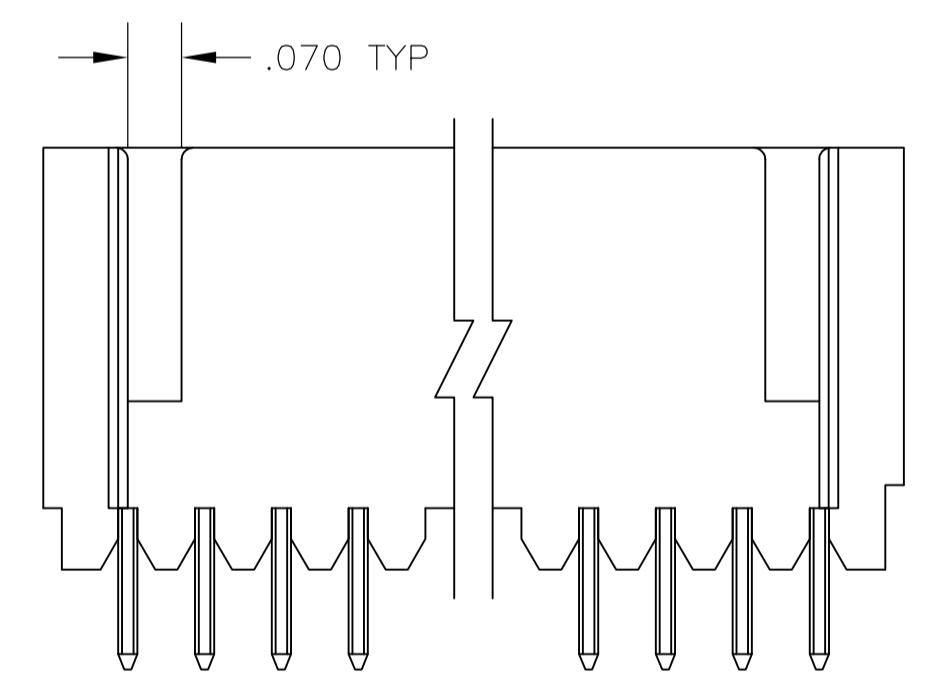


- 1 STANDOFFS:
 UP TO 9 POS-(2 REQD) ON THE OUTSIDE ENDS OF THE HOUSING.
 10 TO 19 POS-(3 REQD) TWO ON THE OUTSIDE ENDS AND ONE CENTERED ON THE HOUSING.

 19 POS AND ABOVE-(4 REQD) TWO ON THE OUTSIDE ENDS AND TWO SPACED EVENLY WITHIN THE REMAINING LENGTH OF THE HOUSING.
- 2 FOR 3 POS. ONLY, ONE SLOT (.215 WIDE).
- 3 INDICATED PARTS ARE PACKAGED IN "GANG-OF-TUBES".
- 4 RECESSED DATE CODE
- 5 .000100-.000200 BRIGHT TIN-LEAD OVER .000050 NICKEL.
- 6 .000100-.000200 BRIGHT TIN OVER .000050 NICKEL.
- 7 PRELIMINARY PART
- 8 .000100-.000200 MATTE TIN OVER .000050 NICKEL.
- 9 OBSOLETE PARTS: OBSOLETE CIS STREAMLINING PER D.RENAUD/D.SINISI



SECTION X-X



FINISH	D	C	B	A	NO OF POS	ASSEMBLY PART NUMBER
OB	2.620	2.540	2.400	24	25	7-103080-3
OB	2.520	2.440	2.300	23	24	7-103080-2
OB	2.420	2.340	2.200	22	23	7-103080-1
OB	2.320	2.240	2.100	21	22	7-103080-0
OB	2.220	2.140	2.000	20	21	6-103080-9
OB	2.120	2.040	1.900	19	20	6-103080-8
OB	2.020	1.940	1.800	18	19	6-103080-7
OB	1.920	1.840	1.700	17	18	6-103080-6
OB	1.820	1.740	1.600	16	17	6-103080-5
OB	1.720	1.640	1.500	15	16	6-103080-4
OB	1.620	1.540	1.400	14	15	6-103080-3
OB	1.520	1.440	1.300	13	14	6-103080-2
OB	1.420	1.340	1.200	12	13	6-103080-1
OB	1.320	1.240	1.100	11	12	6-103080-0
OB	1.220	1.140	1.000	10	11	5-103080-9
OB	1.120	1.040	.900	9	10	5-103080-8
OB	1.020	.940	.800	8	9	5-103080-7
OB	.920	.840	.700	7	8	5-103080-6
OB	.820	.740	.600	6	7	5-103080-5
OB	.720	.640	.500	5	6	5-103080-4
OB	.620	.540	.400	4	5	5-103080-3
OB	.520	.440	.300	3	4	5-103080-2
OB	.420	.340	.200	2	3	5-103080-1
OB	1.020	.940	.800	8	9	4-103080-0
OB	.520	.440	.300	3	4	3-103080-9
OB	.420	.340	.200	2	3	3-103080-8
OB	.520	.440	.300	3	4	3-103080-7
OB	.620	.540	.400	4	5	3-103080-6
OB	.620	.540	.400	4	5	3-103080-5
OB	3.820	3.640	3.500	35	36	3-103080-4
OB	3.720	3.540	3.400	34	35	3-103080-3
OB	3.620	3.440	3.300	33	34	3-103080-2
OB	3.420	3.340	3.200	32	33	3-103080-1
OB	3.320	3.240	3.100	31	32	3-103080-0
OB	3.220	3.140	3.000	30	31	2-103080-9
OB	3.120	3.040	2.900	29	30	2-103080-8
OB	3.020	2.940	2.800	28	29	2-103080-7
OB	2.920	2.840	2.700	27	28	2-103080-6
OB	2.820	2.740	2.600	26	27	2-103080-5
OB	2.720	2.640	2.500	25	26	2-103080-4
OB	2.620	2.540	2.400	24	25	2-103080-3
OB	2.520	2.440	2.300	23	24	2-103080-2
OB	2.420	2.340	2.200	22	23	2-103080-1
OB	2.320	2.240	2.100	21	22	2-103080-0
OB	2.220	2.140	2.000	20	21	1-103080-9
OB	2.120	2.040	1.900	19	20	1-103080-8
OB	2.020	1.940	1.800	18	19	1-103080-7
OB	1.920	1.840	1.700	17	18	1-103080-6
OB	1.820	1.740	1.600	16	17	1-103080-5
OB	1.720	1.640	1.500	15	16	1-103080-4
OB	1.620	1.540	1.400	14	15	1-103080-3
OB	1.520	1.440	1.300	13	14	1-103080-2
OB	1.420	1.340	1.200	12	13	1-103080-1
OB	1.320	1.240	1.100	11	12	1-103080-0
OB	1.220	1.140	1.000	10	11	1-103080-9
OB	1.120	1.040	.900	9	10	1-103080-8
OB	1.020	.940	.800	8	9	1-103080-7
OB	.920	.840	.700	7	8	1-103080-6
OB	.820	.740	.600	6	7	1-103080-5
OB	.720	.640	.500	5	6	1-103080-4
OB	.620	.540	.400	4	5	1-103080-3
OB	.520	.440	.300	3	4	1-103080-2
OB	.420	.340	.200	2	3	1-103080-1

THIS DRAWING IS A CONTROLLED DOCUMENT. DIN J. MARTINELLI 17AUG92

TOLERANCES UNLESS OTHERWISE SPECIFIED:

0 PLC	± .005
1 PLC	± .004
2 PLC	± .003
3 PLC	± .002
4 PLC	± .001
ANGLES	± .005

MATERIAL: RETARDANT THERMOPLASTIC, COLOR-BLACK
 POSTS-BRASS

FINISH: SEE TABLE

WEIGHT: --

APVD: H. PALEY 21AUG92

NAME: ASSEMBLY, MOD II, SINGLE ROW, .100 C/L, (4) SIDED SHROUD

APPLICATION SPEC: --

SIZE: A1

CAGE CODE: 00779

DRAWING NO: 103080

RESTRICTED TO: --

CUSTOMER DRAWING

SCALE: 4:1

SHEET: 1 of 1

REV: V1