




4902 IN-LINE ECONOMY BALL VALVE DOUBLE FEMALE BSPP

		DN (mm)	PN (bar)	C	E (mm)	F (mm)	H (mm)	L (mm)	M (mm)	 (kg)
4902 10 13		10,0	30	G1/4	11,0	20,0	43,0	51,5	98,0	0,150
4902 10 17		10,0	30	G3/8	11,4	20,0	43,0	51,5	98,0	0,133
4902 15 21		15,0	30	G1/2	13,5	25,0	47,0	55,0	98,0	0,203
4902 20 27		20,0	30	G3/4	12,5	31,0	58,0	57,5	122,0	0,322
4902 25 34		25,0	30	G1	15,0	38,0	60,0	69,5	122,0	0,493
4902 32 42		32,0	25	G1 1/4	17,0	48,0	77,0	81,5	153,0	0,794
4902 40 49		40,0	25	G1 1/2	18,0	54,0	83,0	95,0	153,0	1,169
4902 50 48		50,0	25	G2	22,0	66,0	95,0	113,0	162,0	1,787



4902
IN-LINE ECONOMY BALL VALVE
DOUBLE FEMALE BSPP

4902

	°C (Celsius)	F (Fahrenheit)	K (Kelvin)
working temperature	From -20 to 130	From -4 to 266	From 253 to 403
body	nickel-plated brass		
stem	nickel-plated brass		
stem seal	PTFE		
ball seal	PTFE		
handle	steel		