

.688" Double Row Phenolic Barrier Terminal Strip

Description


The series 28 phenolic terminal strip is our highest power double row rated 50 Amps @ 300 Volts and 150° C. The terminal block is offered in feed-thru and open bottom designs and is available in a variety of terminal and screw styles.

The standard #10-32 screw is designed for years of rugged use. The product is compatible with 10 AWG bare or up to 6 AWG lugged wires.

Made in the USA, all Beau terminal blocks embody the highest quality standards in the industry-using the finest materials and world class manufacturing processes. They meet or exceed all applicable industry standards.

Features

- **High power and voltage**, the series 28 is rated a full 50 Amp @ 300 Volts.
- **Rugged and reliable**, the #10-32 screw insures years of use and unmatched performance.
- **High temperature phenolic insulator** out performs many thermoplastic compounds.
- **Wide variety of options.** Our broad range of screw, terminal, hardware and mounting options allows us to save you assembly costs and improve interconnect performance.



PRODUCT RATINGS

#10-32 SCREW

UL	Class B	50 Amps @ 300 V 6 AWG (lugged)
	Class C	50 Amps @ 150 V 6 AWG (lugged)
CSA	Class B	50 Amps @ 300 V 6 AWG (lugged)

AGENCY LISTINGS

UL	File No. E48521
	Guide No. XCFR2
CSA	File No. 025562

TECHNICAL SPECIFICATIONS

ELECTRICAL

DVV	10500 VDC
IR	>5000 Megohms

MECHANICAL

Tightening torque	20 in-lbs.
Maximum torque	22 in-lbs.
Wire strip length	5/16"
Wire range	6 AWG lugged - Max

ENVIRONMENTAL

Continuous Use Temp	
RTI electrical	150°C
RTI mechanical w/o impact	150°C

MATERIALS

Insulator	General purpose phenolic, UL94V-0, black
Terminal	Brass, nickel plate
Screws	#10-32, phillips/slotted, brass, nickel plate

OPTIONS

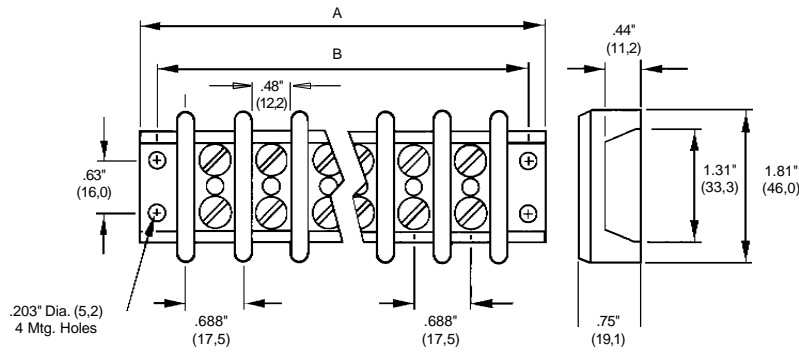
-58	No screws, barrier only
-59	Screws supplied unassembled
-60	One row screws supplied unassembled
-61	One row screws not supplied

HOW TO ORDER

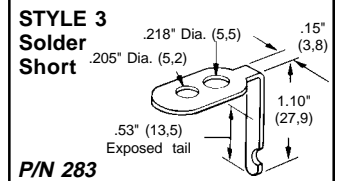
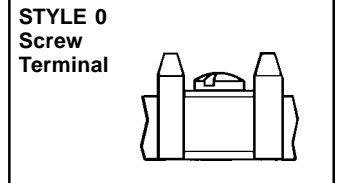
2	8	X	X	X	X	X
SERIES	TERMINAL STYLE	NO. OF POLES	OPTIONS			
	0 3	2 to 12	(Dash #s above and opposite page)			

*Consult factory for combinations of screw options.

Molex Industrial Division
 New England Operations
 Gilford, NH 03246-6600
 Phone (603) 524-5101
 Fax (603) 524-1627
 Internet www.beauint.com



TERMINAL STYLES



No. of Circuits	A		B	
	in.	mm	in.	mm
2	2.50	63.5	2.06	52.4
3	3.19	81.0	2.75	69.9
4	3.88	98.4	3.44	87.3
5	4.56	116	4.13	105
6	5.25	133	4.81	122
7	5.94	151	5.50	140
8	6.63	168	6.19	157
9	7.31	186	6.88	175
10	8.00	203	7.56	192
11	8.69	221	8.25	210
12	9.38	238	8.94	227