


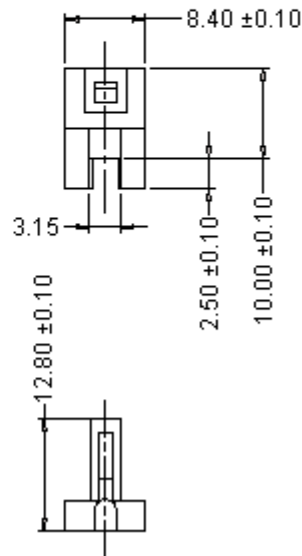
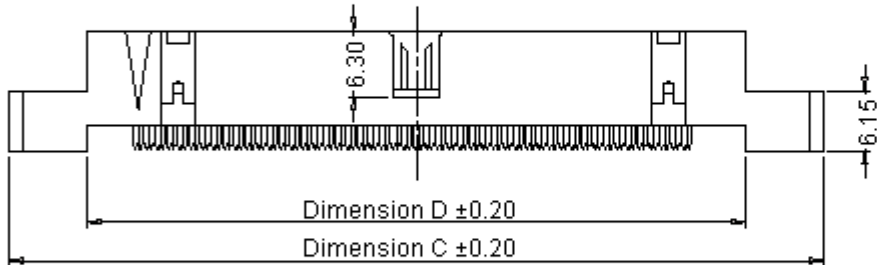



PART NO.

4406-14SR

REVISIONS

ECN #	REV	DESCRIPTION	DRAWN	DATE	CHECKD	DATE	APPRVD	DATE
-	A	RELEASED	Geetha	24/4/08	Suresh	24/4/08	G. C	09/5/08



Strain Relief

Dimensions : Millimetres

Specifications:

- Current rating : 1.0A ac/dc.
- Voltage rating : 30V ac/dc.
- Maximum contact resistance : 20m ohm.
- Minimum insulation resistance : 1000M ohm.
- Withstanding voltage : 500V ac for one minute.
- Operating temperature range : -40°C to +105°C.

Material and Finish

- Insulator : High temperature plastic.
- Contact : Copper alloy.
- Plating : Selective plated.

Engineering Dimension

Circuits	Dimension A	Dimension B	Dimension C	Dimension D
14	15.24	23.08	42.28	28.08

Dimensions : Millimetres

This data sheet and its contents (the "Information") belong to the Premier Farnell Group (the "Group") or are licensed to it. No licence is granted for the use of it other than for information purposes in connection with the products to which it relates. No licence of any intellectual property rights is granted. The Information is subject to change without notice and replaces all data sheets previously supplied. The Information supplied is believed to be accurate but the Group assumes no responsibility for its accuracy or completeness, any error in or omission from it or for any use made of it. Users of this data sheet should check for themselves the Information and the suitability of the products for their purpose and not make any assumptions based on information included or omitted. Liability for loss or damage resulting from any reliance on the Information or use of it (including liability resulting from negligence or where the Group was aware of the possibility of such loss or damage arising) is excluded. This will not operate to limit or restrict the Group's liability for death or personal injury resulting from its negligence. SPC MULTICOMP is the registered trademark of the Group. © Premier Farnell plc 2008.

TOLERANCES:
UNLESS OTHERWISE SPECIFIED, DIMENSIONS ARE FOR REFERENCE PURPOSES ONLY.

DRAWN BY:	DATE:
Geetha	24/04/08
CHECKED BY:	DATE:
Suresh	24/04/08
APPROVED BY:	DATE:
G.Cook	09/05/08

DRAWING TITLE:

IDC Header - Lugged 14 Way

SIZE A	DWG NO.	ELECTRONIC FILE 4406_2_DWG	REV A
SCALE: NTS	U.O.M.: mm	SHEET: 1 OF 2	



PART NO.

4406-14SR

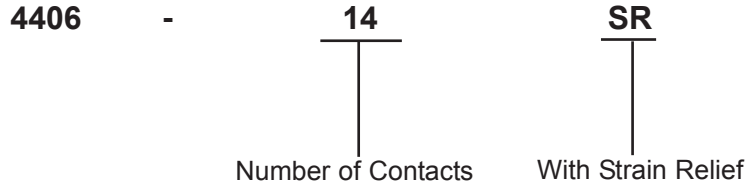
REVISIONS

ECN #	REV	DESCRIPTION	DRAWN	DATE	CHECKD	DATE	APPRVD	DATE
-	A	RELEASED	Geetha	24/4/08	Suresh	24/4/08	G. C	09/5/08

Part Number Table

Description	Part Number
Header, IDC Lugged, 14 Way	4406-14SR

Part Number Explanation:



<http://www.farnell.com>

<http://www.newark.com>

<http://www.cpc.co.uk>

This data sheet and its contents (the "Information") belong to the Premier Farnell Group (the "Group") or are licensed to it. No licence is granted for the use of it other than for information purposes in connection with the products to which it relates. No licence of any intellectual property rights is granted. The Information is subject to change without notice and replaces all data sheets previously supplied. The Information supplied is believed to be accurate but the Group assumes no responsibility for its accuracy or completeness, any error in or omission from it or for any use made of it. Users of this data sheet should check for themselves the Information and the suitability of the products for their purpose and not make any assumptions based on information included or omitted. Liability for loss or damage resulting from any reliance on the Information or use of it (including liability resulting from negligence or where the Group was aware of the possibility of such loss or damage arising) is excluded. This will not operate to limit or restrict the Group's liability for death or personal injury resulting from its negligence. SPC MULTICOMP is the registered trademark of the Group. © Premier Farnell plc 2008.

TOLERANCES:
UNLESS OTHERWISE SPECIFIED, DIMENSIONS ARE FOR REFERENCE PURPOSES ONLY.

DRAWN BY:	DATE:
Geetha	24/04/08
CHECKED BY:	DATE:
Suresh	24/04/08
APPROVED BY:	DATE:
G.Cook	09/05/08

DRAWING TITLE:			
IDC Header - Lugged 14 Way			
SIZE	DWG NO.	ELECTRONIC FILE	REV
A		4406_2_DWG	A
SCALE: NTS		U.O.M.: mm	SHEET: 2 OF 2