

1.10 EPIC® M C

Einsätze / Inserts / Inserts

Technische Daten

- Polzahl: 2 – 280
- Bemessungsspannung: . . . VDE: 30 – 1000 V
UL: 100 – 600 V
CSA: 100 – 600 V
- Bemessungsstrom: VDE: 1 – 82 A
UL: 4 – 40 A
CSA: 4 – 35 A
- Verschmutzungsgrad: 3
- Bemessungsstoßspannung: 1,25 – 8 kV, abhängig vom Modul
- Leitungsanschluss: Crimpanschluss: 0,14 – 10 mm²
Käfigzugfeder: 0,5 – 2,5 mm²
- Temperaturbereich: -40 °C bis +100 °C,
kurzzeitig bis +125 °C
- Kontakte: Kupferlegierung,
hartversilbert/hartvergoldet
- Durchgangswiderstand: . . . < 1 mOhm – < 5 mOhm
- Brandverhalten: UL 94 V-O
- Steckzyklen: 100 (je nach Anwendungsfall,
höhere Steckzyklen möglich)

Technical Data

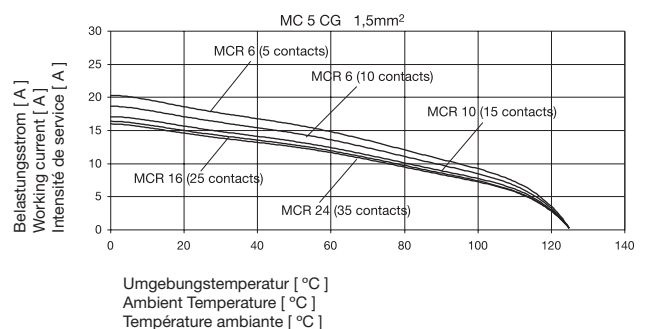
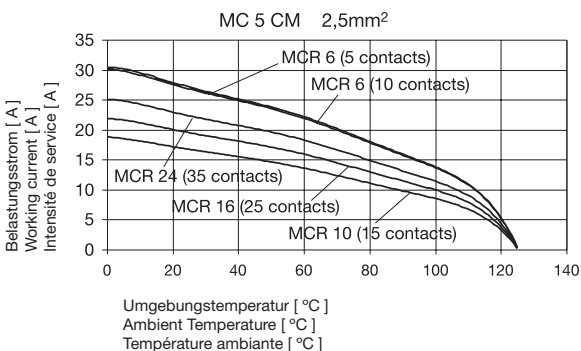
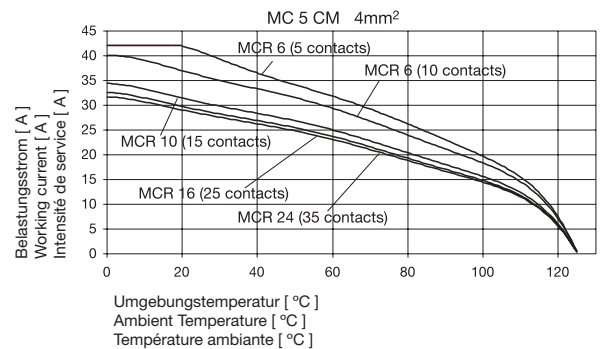
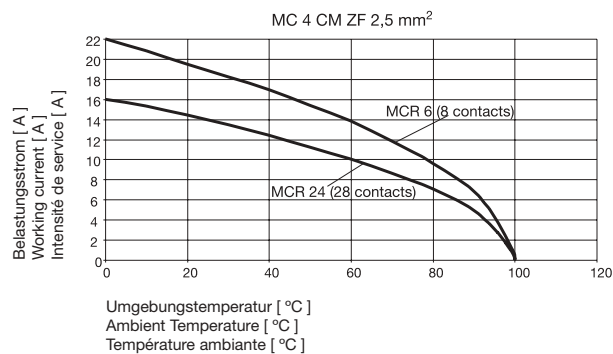
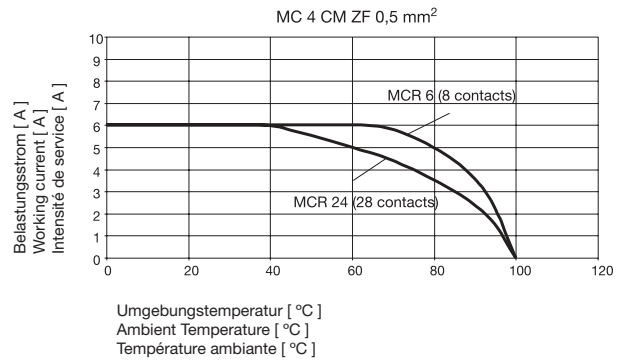
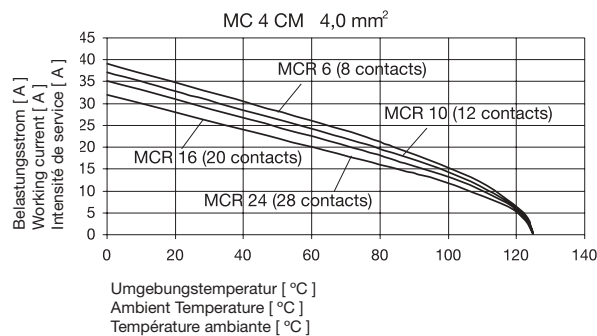
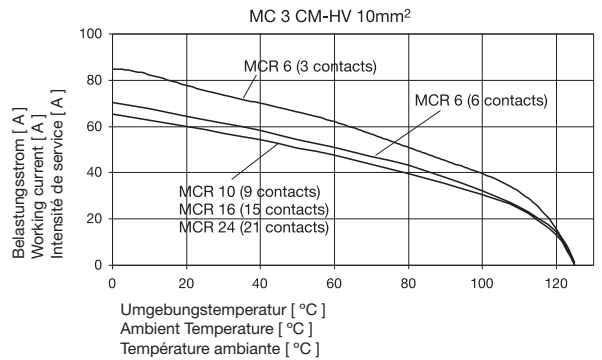
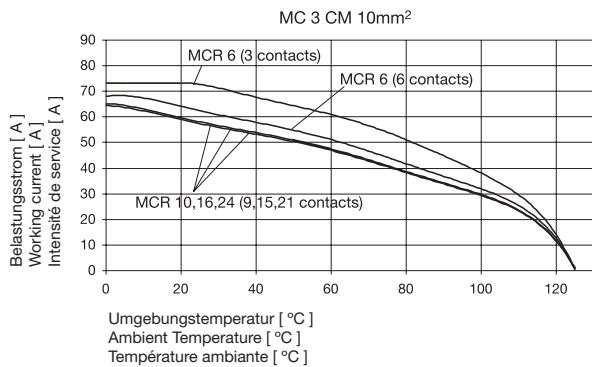
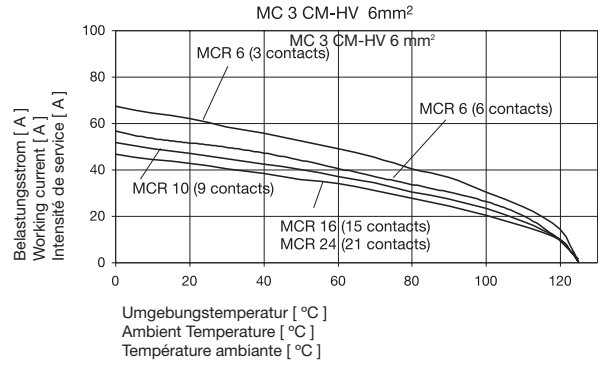
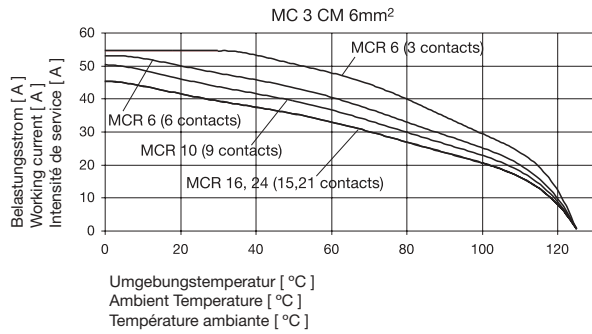
- Number of contacts: 2 – 280
- Rated voltage: VDE: 30 – 1000 V
UL: 100 – 600 V
CSA: 100 – 600 V
- Rated current: VDE: 1 – 82 A
UL: 4 – 40 A
CSA: 4 – 35 A
- Pollution degree: 3
- Dimensioning transient: 1.25 – 8 kV, depending on module
- Termination technique: Crimp termination: 0.06 – 10 mm²
Cage clamp: 0.5 – 2.5 mm²
- Temperature range: -40 °C – +100 °C,
for a short term up to +125 °C
- Contacts: Copper alloy,
silver plated/gold plated
- Contact resistance: < 1 mOhm – < 5 mOhm
- Mating cycles: 100 (higher mating cycles
depends on the application)

Caractéristiques techniques

- Nombre de contacts: 2 – 280
- Tension nominale: VDE: 30 – 1000 V
UL: 100 – 600 V
CSA: 100 – 600 V
- Courant nominale: VDE: 1 – 82 A
UL: 4 – 40 A
CSA: 4 – 35 A
- Degré de pollution: 3
- Dimensionnement de choc: 1,25 – 8 kV, dépendant de module
- Raccordement: Raccord à sertir: 0,06 – 10 mm²
Lame de pression: 0,5 – 2,5 mm²
- Plage de température: -40 °C – +100 °C,
à court terme jusqu'à +125 °C
- Contacts: Alliage cuivre, argenté/doré
- Résistance de passage: . . . < 1 mOhm – < 5 mOhm
- Cycles d'insertion: 100 (selon le cas cycles
d'insertion plus important)

1.10 EPIC® M C

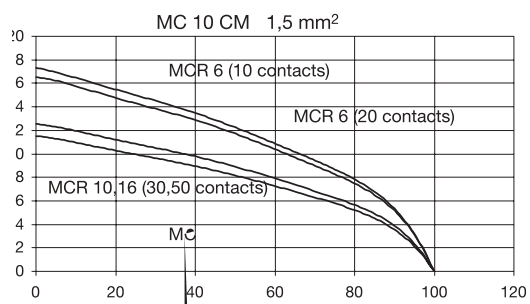
Einsätze / Inserts / Inserts



1.10 EPIC[®] M C

Einsätze / Inserts / Inserts

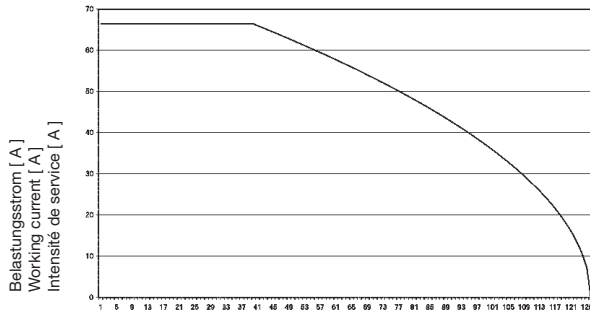
1



1.10 EPIC® M C

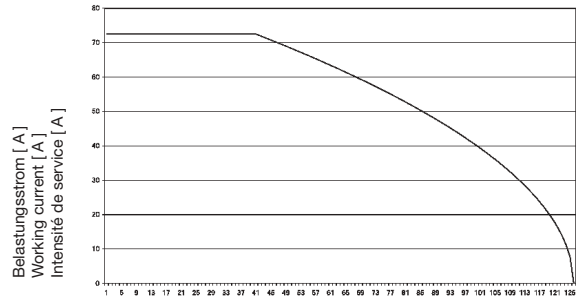
Einsätze / Inserts / Inserts

MC HC 10 mm²



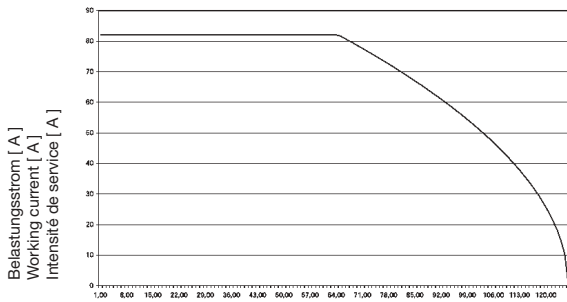
Umgebungstemperatur [°C]
 Ambient Temperature [°C]
 Température ambiante [°C]

MC HC 16 mm²



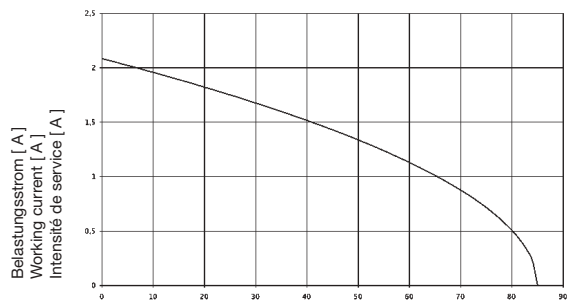
Umgebungstemperatur [°C]
 Ambient Temperature [°C]
 Température ambiante [°C]

MC HC 25 mm²



Umgebungstemperatur [°C]
 Ambient Temperature [°C]
 Température ambiante [°C]

PROFIBUS DP 0,5 mm²

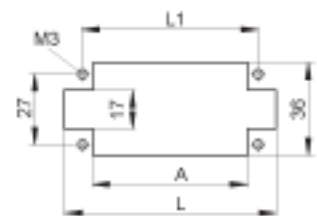
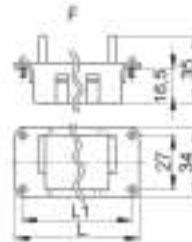
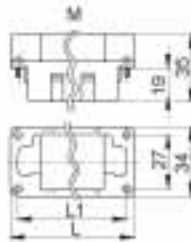


Umgebungstemperatur [°C]
 Ambient Temperature [°C]
 Température ambiante [°C]



1.10 EPIC® M C

Einsätze / Inserts / Inserts



Montageausschnitt
Panel cut-out
Découpe de montage

Rahmen für Module / Frames for modules / Cadre pour modules

MCR 6

Artikel <i>part article</i>	Version <i>version version</i>	Art. Nr. <i>part No. N° art.</i>	Anzahl der Module <i>number of modules nombre de modules</i>	L	L1	A
MCR 6 S	Stift / male / mâle	10381000	2	51	44	39
MCR 6 B	Buchse / female / femelle	10381100	2	51	44	39

Gehäuse / Housings / Boîtiers: 3.2: H-B 6

Module / Modules / modules: alle / all / tous; Ausnahme: Modul Hochstrom (1000 V, 82 A),

Exception: high current module (1000 V, 82 A)

Exception: haute current module (1000 V, 82 A)

MCR 10

Artikel <i>part article</i>	Version <i>version version</i>	Art. Nr. <i>part No. N° art.</i>	Anzahl der Module <i>number of modules nombre de modules</i>	L	L1	A
MCR 10 S	Stift / male / mâle	10381200	3	64	57	52
MCR 10 B	Buchse / female / femelle	10381300	3	64	57	52

Gehäuse / Housings / Boîtiers: 3.2: H-B 10

Module / Modules / modules: alle / all / tous; Ausnahme: Modul Hochstrom (1000 V, 82 A),

Exception: high current module (1000 V, 82 A)

Exception: haute current module (1000 V, 82 A)

MCR 16

Artikel <i>part article</i>	Version <i>version version</i>	Art. Nr. <i>part No. N° art.</i>	Anzahl der Module <i>number of modules nombre de modules</i>	L	L1	A
MCR 16 S	Stift / male / mâle	10381400	5	84,5	77,5	71
MCR 16 B	Buchse / female / femelle	10381500	5	84,5	77,5	71

Gehäuse / Housings / Boîtiers: 3.2: H-B 16, H-B 32

Module / Modules / modules: alle / all / tous

MCR 24

Artikel <i>part article</i>	Version <i>version version</i>	Art. Nr. <i>part No. N° art.</i>	Anzahl der Module <i>number of modules nombre de modules</i>	L	L1	A
MCR 24 S	Stift / male / mâle	10381600	7	111	104	98
MCR 24 B	Buchse / female / femelle	10381700	7	111	104	98

Gehäuse / Housings / Boîtiers: 3.2: H-B 24, H-B 48

Module / Modules / modules: alle / all / tous