

TECHNICAL DATA

" D " SUBMINIATURE CONNECTORS

SHELL : Steel .
finish : tinned

BODY : Glass filled thermoplastic .
Flame retardant to UL 94 V-0 .
Colour : black .

CONTACTS : Material : brass
Finish of contact mating area : Gold over Nickel
Cable type Solid or standard
Cable gage 0,75 mm² max. (AWG 18)
for bigger wire, please consult factory
screw torque 0.05 mN max.

CHARACTERISTICS :

ELECTRICAL Voltage rating 300 V Rms to 50Hz .
Current rating 7,5 A
Withstanding voltage >1000 V Rms to 50 Hz
Contact resistance <5m Ohms .
Insulator resistance >5000 M Ohms at 500 V DC

CLIMATIC Operating temperature -55°C to +85°C
Damp heat 21 days (40°C - 95 % HR
Salt spray 48 hours
others : see NF C 93023 - HE501

MECHANICAL Insertion force per contact 1,2N < F < 2,5 N
Extraction force per contact 0,4 N mini
Mating and unmating force size E 30 N Maxi 3,5 N Mini
A 50 N " 4,5 N "
B 83 N " 8,0 N "
C 123 N " 11,0 N "

MARKING Amphenol -(serie number)
Commercial reference
Manufacturing date

L **** * ** * ST

Mating cycle 100
77 Tinned Shell
717 Tinned shell with DIMPLES
Mating cycle 500
177 Tinned Shell
777 Tinned shell with DIMPLES

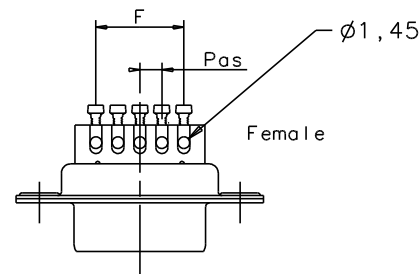
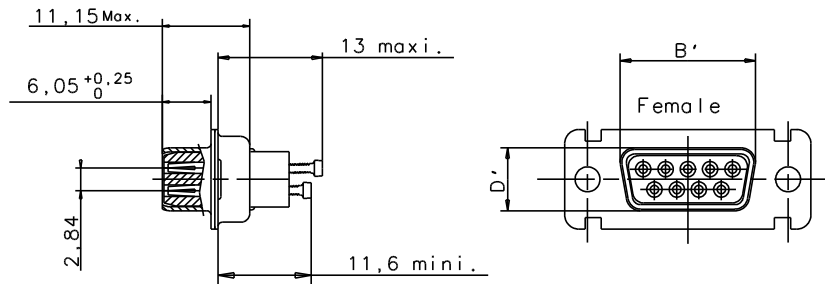
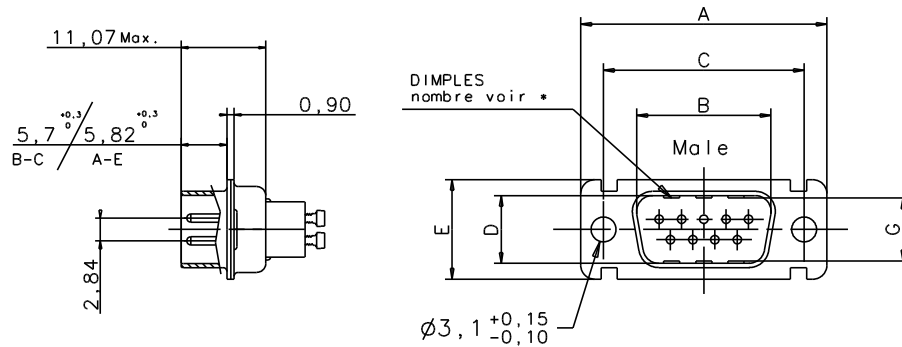
contact type :
screw termination

Contact type : P = male
Contact type : S = female

Shell size :
E-A-B-C

Mounting type

Configuration :
09-15-25-37



Taille boîtier	A	B'	B	C
E	31,19 30,43	16,46 16,21	17,04 16,79	25,12 24,87
A	39,52 38,76	24,79 24,54	25,37 25,12	33,45 33,20
B	53,42 52,65	38,51 38,25	39,09 38,84	47,17 46,91
C	69,70 68,94	54,97 54,71	55,55 55,30	63,63 63,37

Taille boîtier	D'	D	E	F ±0,05	Pas	G	*
E	8,03 7,77	8,48 8,23	12,93 12,17	10,98	2,74	7,62	2x3
A	8,03 7,77	8,48 8,23	12,93 12,17	19,20	2,74	7,62	2x5
B	8,03 7,77	8,48 8,23	12,93 12,17	33,12	2,76	7,62	2x8
C	8,03 7,77	8,48 8,23	12,93 12,17	49,68	2,76	7,62	2x12



				Amphenol Socapex Usine de Dole			
				NOTICE PLAN			
				017F			
				Screw termination D'Sub serie			

IND. MODIFICATION DATE ExecutAppr

N SERIE DESIGNATION

DATE 29/02/2000 Quere

DOSSIER: Notice 17D