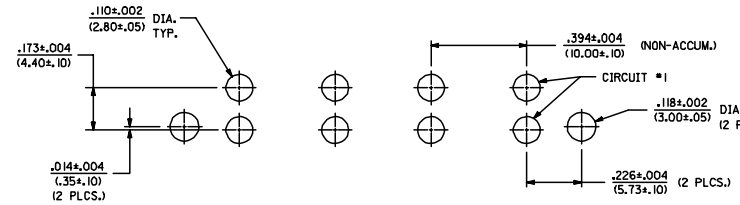
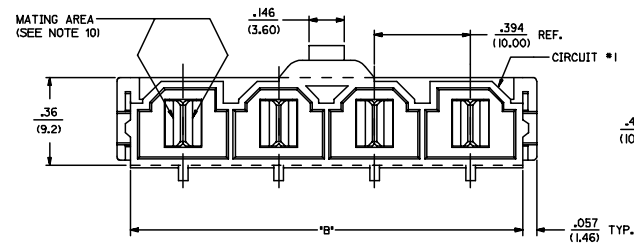
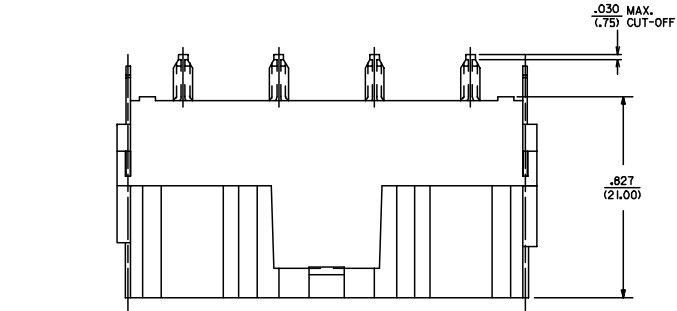


ITEM NUMBER	CKT. SIZE	DIM. 'A'	DIM. 'B'	DIM. 'C'	TERMINAL PLATING
42819-2212	2	.138/(3.50)	.823/(20.90)	.071/(1.80)	
42819-2222	2	.201/(5.10)	.823/(20.90)	.102/(2.60)	
42819-2229	2	.201/(5.10)	.823/(20.90)	.102/(2.60)	
42819-2232	2	.201/(5.10)	.823/(20.90)	.134/(3.40)	
42819-2242	2	.327/(8.30)	.823/(20.90)	.259/(6.58)	
42819-3212	3	.138/(3.50)	1.216/(30.90)	.071/(1.80)	
42819-3222	3	.201/(5.10)	1.216/(30.90)	.102/(2.60)	
42819-3232	3	.201/(5.10)	1.216/(30.90)	.134/(3.40)	
42819-3242	3	.327/(8.30)	1.216/(30.90)	.259/(6.58)	
42819-4212	4	.138/(3.50)	1.610/(40.90)	.071/(1.80)	
42819-4222	4	.201/(5.10)	1.610/(40.90)	.102/(2.60)	
42819-4232	4	.201/(5.10)	1.610/(40.90)	.134/(3.40)	
42819-4242	4	.327/(8.30)	1.610/(40.90)	.259/(6.58)	
42819-5212	5	.138/(3.50)	2.004/(50.90)	.071/(1.80)	
42819-5222	5	.201/(5.10)	2.004/(50.90)	.102/(2.60)	
42819-5232	5	.201/(5.10)	2.004/(50.90)	.134/(3.40)	
42819-5242	5	.327/(8.30)	2.004/(50.90)	.259/(6.58)	
42819-6212	6	.138/(3.50)	2.398/(60.90)	.071/(1.80)	
42819-6222	6	.201/(5.10)	2.398/(60.90)	.102/(2.60)	
42819-6232	6	.201/(5.10)	2.398/(60.90)	.134/(3.40)	
42819-6242	6	.327/(8.30)	2.398/(60.90)	.259/(6.58)	
42819-2213	2	.138/(3.50)	.823/(20.90)	.071/(1.80)	
42819-2223	2	.201/(5.10)	.823/(20.90)	.102/(2.60)	
42819-2233	2	.201/(5.10)	.823/(20.90)	.134/(3.40)	
42819-2243	2	.327/(8.30)	.823/(20.90)	.259/(6.58)	
42819-3213	3	.138/(3.50)	1.216/(30.90)	.071/(1.80)	
42819-3223	3	.201/(5.10)	1.216/(30.90)	.102/(2.60)	
42819-3233	3	.201/(5.10)	1.216/(30.90)	.134/(3.40)	
42819-3243	3	.327/(8.30)	1.216/(30.90)	.259/(6.58)	
42819-4213	4	.138/(3.50)	1.610/(40.90)	.071/(1.80)	
42819-4223	4	.201/(5.10)	1.610/(40.90)	.102/(2.60)	
42819-4233	4	.201/(5.10)	1.610/(40.90)	.134/(3.40)	
42819-4243	4	.327/(8.30)	1.610/(40.90)	.259/(6.58)	
42819-5213	5	.138/(3.50)	2.004/(50.90)	.071/(1.80)	
42819-5223	5	.201/(5.10)	2.004/(50.90)	.102/(2.60)	
42819-5233	5	.201/(5.10)	2.004/(50.90)	.134/(3.40)	
42819-5243	5	.327/(8.30)	2.004/(50.90)	.259/(6.58)	
42819-6213	6	.138/(3.50)	2.398/(60.90)	.071/(1.80)	
42819-6223	6	.201/(5.10)	2.398/(60.90)	.102/(2.60)	
42819-6233	6	.201/(5.10)	2.398/(60.90)	.134/(3.40)	
42819-6243	6	.327/(8.30)	2.398/(60.90)	.259/(6.58)	

OVERALL BRIGHT TIN

SELECT GOLD IN CONTACT AREA
SELECT MATTE TIN ON SOLDER TAILS

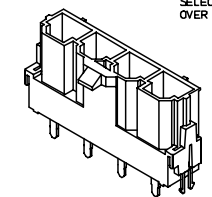


RECOMMENDED P.C. BOARD PLATED-THRU HOLE LAYOUT
(4 CKT. SHOWN FOR REF.)

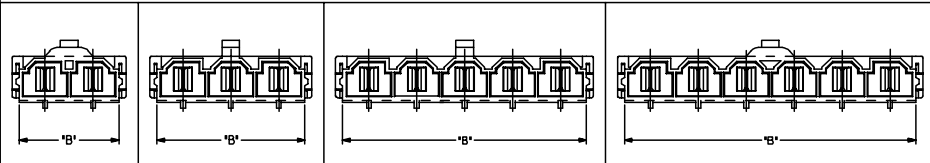
- NOTES:**
- MATERIAL:
HOUSING MATERIAL: 30% GLASS-FILLED NYLON4/6, U.L. 94V-0, COLOR: BLACK.
TERMINAL MATERIAL: ALLOY 15L
 - FINISH: ± 2 = .000100/(.00254) MIN. *TIN OVER .000050/(.00127) MIN. NICKEL.
3 = .000030/(.00076) MIN. SELECT GOLD IN CONTACT AREA. .000100/(.00254) MIN. SELECT *TIN ON SOLDER TAILS OVER .000050/(.00127) MIN. NICKEL.
* THE PRIMARY SHIPPING CARTON WILL BE LABELED "COMPLIANT TO ROHS DIRECTIVE 2002/95/EC AND ELV ANNEX II OF DIRECTIVE 2000/53/EC. CARTONS WITHOUT THIS LABEL MAY CONTAIN PRODUCT WITH TIN-LEAD.
 - PRODUCT SPECIFICATION: PS-42819-001
 - PACKAGING INFORMATION: PK-42819-2375
 - PART MATES WITH MOLEX RECEPTACLE *42816-***2 WITH T.P.A.
 - PART IS DESIGNED IN METRIC.
 - AN 'X' IN FRONT OF THE ITEM NUMBER INDICATES THE PART IS NOT TOOLED.
 - THIS PART MEETS I.E.C. 950 AND U.L. 1950 REQUIREMENTS FOR CREEPAGE AND CLEARANCE AT 600 VAC AND 840 VDC.
 - PARTS ARE NOT TO BE MATED OR UNMATED WHILE CIRCUITS ARE LIVE.
 - WHEN USING OVERALL TIN PLATED TERMINALS: FOR APPLICATIONS INVOLVING VIBRATION AND/OR THERMAL CYCLING, MOLEX STRONGLY RECOMMENDS THE USE OF NYE LUBRICANT INVOGEL 760G ON THE MATING SURFACES OF THE TERMINAL.
 - PARTS CONFORMS TO CLASS 'B' REQUIREMENTS OF COSMETIC SPECIFICATION PS-45499-002

LEGEND:

- MOUNTING OPTION**
- 1 = FLANGES (SEE DWG. SDA-42819-11**)
 - 2 = RETENTION CLIP
- P.C. BOARD THICKNESS**
- 1 = .062/(1.57) NOMINAL
 - 2 = .093/(2.36) NOMINAL
 - 3 = .125/(3.18) NOMINAL
 - 4 = .250/(6.35) NOMINAL
- PLATING**
- 2 OR 9 = OVERALL BRIGHT TIN OVER NICKEL
 - 3 = SELECT GOLD IN CONTACT AREA
SELECT MATTE TIN ON SOLDER TAILS OVER NICKEL



HEADER WITH VERTICAL TERMINAL & CLIP
ISO VIEW



ADD NOTES 3, 4 & 11 EC NO: UCP2008-0453 DRAWN BY: JORWALHAAG CHECKED BY: CHKLSCHMIDT APPROVED BY: APPROVSMITH DATE: 2007/09/28 DATE: 2007/09/28 DATE: 2007/09/28	QUALITY SYMBOLS ▽=0 ▽=0	GENERAL TOLERANCES (UNLESS SPECIFIED)		DIMENSION STYLE IN/MM		SCALE 4:1	DESIGN UNITS METRIC	THIRD ANGLE PROJECTION
		4 PLACES ± .25 ± .25 3 PLACES ± .25 ± .25 2 PLACES ± 0.25 ± .25 1 PLACE ± 0.40 ± .25 ANGULAR ±1/2°		DRAWN BY: KSM DATE: 12/21/95 CHECKED BY: SF DATE: 12/21/95 APPROVED BY: SF DATE: 12/21/95		TITLE: VERTICAL ASSEMBLY MINIFIT SR. SERIES		
		DRAFT WHERE APPLICABLE MUST REMAIN WITHIN DIMENSIONS		SEE CHART		MOLEX INCORPORATED		
		MATERIAL NO.		DOCUMENT NO. SDA-42819-0002		SHEET NO. 1 OF 1		