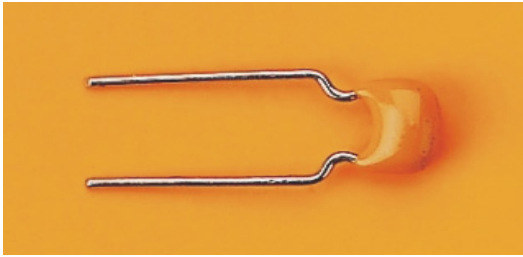


MCDR Series

Multilayer Ceramic Capacitors



General Information



Lead length=25.4min,
Lead dia=0.508

Features:

- Cost effective dipped radial multilayer ceramic capacitors.
- High reliability and performance.
- Applications for C0G dielectric tuned circuits and filters where low loss and stability are required.
- X7R dielectric offers high capacitance values in compact sizes with good stability.
- Z5U dielectric can be used in coupling and decoupling applications where change of capacitance with temperature is not important.

Conformally Coated Radial Leaded MLC.

Temperature Coefficients: C0G (NP0), X7R, Z5U.

200, 100, 63/50 Volts.

Case Material: Epoxy.

Lead Material: Solderable.

C0G (NP0) Dielectric

Size and Capacitance Specifications

EIA Characteristic

Height (H)		3.81		7.62	
Width (W)		3.81		5.08	
Depth (D)		2.54		3.18	
Lead Spacing (L.S.)		2.54		5.08	
Lead Diameter (L.D.)		0.508		0.508	
Capacitance in pF	Voltage WVDC	Voltage, DC		Voltage, DC	
	Part Number	200	100	200	100
10	MCDR25100C0GJ0200				
22	MCDR25220C0GJ0200				
33	MCDR25330C0GJ0200				
47	MCDR25470C0GJ0200				
10	MCDR50100C0GJ0200				
22	MCDR50220C0GJ0200				
33	MCDR50330C0GJ0200				
47	MCDR50470C0GJ0200				
100	MCDR50101C0GJ0200				
220	MCDR50221C0GJ0200				
100	MCDR25101C0GJ0100				
220	MCDR25221C0GJ0100				
330	MCDR25331C0GJ0100				
470	MCDR25471C0GJ0100				
1000	MCDR25102C0GJ0100				
470	MCDR50471C0GJ0100				
1000	MCDR50102C0GJ0100				

= Industry preferred values

Dimensions: Millimetres



MCDR Series

Multilayer Ceramic Capacitors



X7R Dielectric

Size and Capacitance Specifications

EIA Characteristic

Height (H)		3.81	7.62	5.08	7.62	7.62
Width (W)		3.81	5.08	5.08	5.08	7.62
Depth (D)		2.54	3.18	3.18	3.18	3.81
Lead Spacing (L.S.)		2.54	5.08	2.54	5.08	5.08
Lead Diameter (L.D.)		0.508	0.508	0.508	0.508	0.508
Capacitance in pF	Voltage WVDC	WVDC		WVDC	WVDC	WVDC
	Part Number	100	63/50	100	63/50	63/50
1000	MCDR25102X7RK0100					
2200	MCDR25222X7RK0100					
3300	MCDR25332X7RK0100					
4700	MCDR25472X7RK0100					
10,000	MCDR25103X7RK0100					
22,000	MCDR25223X7RK0100					
1000	MCDR50102X7RK0100					
2200	MCDR50222X7RK0100					
3300	MCDR50332X7RK0100					
4700	MCDR50472X7RK0100					
10,000	MCDR50103X7RK0100					
22,000	MCDR50223X7RK0100					
100,000	MCDR50104X7RK0100					
10,000	MCDR25103X7RK0050					
33,000	MCDR25333X7RK0050					
47,000	MCDR25473X7RK0050					
100,000	MCDR25104X7RK0050					
100,000	MCDR25104Z5UM0050					
33,000	MCDR50333X7RK0050					
47,000	MCDR50473X7RK0050					
100,000	MCDR50104X7RK0050					
220,000	MCDR50224X7RK0050					
470,000	MCDR50474X7RK0050					
1,000,000	MCDR50105X7RK0050					

Dimensions: Millimetres

= Industry preferred values



MCDR Series

Multilayer Ceramic Capacitors




Z5U Dielectric

Size and Capacitance Specifications

EIA Characteristic

Height (H)		5.08	7.62	7.62
Width (W)		5.08	5.08	7.62
Depth (D)		3.18	3.18	3.81
Lead Spacing (L.S.)		2.54	5.08	5.08
Lead Diameter (L.D.)		0.508	0.508	0.508
Capacitance in pF	Voltage WVDC	WVDC	WVDC	WVDC
	Part Number	63/50	63/50	63/50
100,000	MCDR25104Z5UM0050			
100,000	MCDR50104Z5UM0050			
470,000	MCDR50474Z5UM0050			
1,000,000	MCDR50105Z5UM0050			
2,200,000	MCDR50225Z5UM0050			

Dimensions: Millimetres

 = Industry preferred values

MCDR Series

Multilayer Ceramic Capacitors



Part Number Explanation:

MCDR




Type

25




Lead Pitch

100




Significant Figure for
Capacitance and
Multiplier

X7R



Temperature
Coefficient

J



Tolerance

0200



Voltage

Part Number Codes

Lead Pitch:

25 = 2.54, 50 = 5.08

Significant Figures of Capacitance and Multiplier:

First two digits are the significant figures of capacitance. Third digit indicates the additional number of zeros.

For example, order 100,000 pF as 104

Temperature Coefficient:

C0G (NP0), X7R, Z5U

Capacitance Tolerances:

C0G (NP0) : J = $\pm 5\%$

X7R : K = $\pm 10\%$

Z5U : M = $\pm 20\%$

Voltages:

50 = 63/50 Vdc

100 = 100 Vdc

200 = 200 Vdc

MCDR Series

Multilayer Ceramic Capacitors



Notes:

International Sales Offices:



AUSTRALIA – Farnell InOne

Tel No: ++ 61 2 9645 8888
Fax No: ++ 61 2 9644 7898



FINLAND – Farnell InOne

Tel No: ++ 358 9 560 7780
Fax No: ++ 358 9 345 5411



NETHERLANDS – Farnell InOne

Tel No: ++ 31 30 241 7373
Fax No: ++ 31 30 241 7333



SWITZERLAND – Farnell InOne

Tel No: ++ 41 1 204 64 64
Fax No: ++ 41 1 204 64 54



AUSTRIA – Farnell InOne

Tel No: ++ 43 662 2180 680
Fax No: ++ 43 662 2180 670



FRANCE – Farnell InOne

Tel No: ++ 33 474 68 99 99
Fax No: ++ 33 474 68 99 90



NEW ZEALAND – Farnell InOne

Tel No: ++ 64 9 357 0646
Fax No: ++ 64 9 357 0656



UK – Farnell InOne

Tel No: ++ 44 8701 200 200
Fax No: ++ 44 8701 200 201



BELGIUM – Farnell InOne

Tel No: ++ 32 3 475 2810
Fax No: ++ 32 3 227 3648



GERMANY – Farnell InOne

Tel No: ++ 49 89 61 39 39 39
Fax No: ++ 49 89 613 59 01



NORWAY – Farnell InOne

Tel No: ++ 45 44 53 66 66
Fax No: ++ 45 44 53 66 02



UK – BuckHickman InOne

++ 44 8450 510 150
++ 44 8450 510 130



BRAZIL – Farnell-Newark InOne

Tel No: ++ 55 11 4066 9400
Fax No: ++ 55 11 4066 9410



HONG KONG – Farnell-Newark InOne

Tel No: ++ 852 2268 9888
Fax No: ++ 852 2268 9899



PORTUGAL – Farnell InOne

Tel No: ++ 34 93 475 8804
Fax No: ++ 34 93 474 5288



UK – CPC

++ 44 8701 202 530
++ 44 8701 202 531



CHINA – Farnell-Newark InOne

Tel No: ++86 10 6238 5152
Fax No: ++86 10 6238 5022



IRELAND – Farnell InOne

Tel No: ++ 353 1 830 9277
Fax No: ++ 353 1 830 9016



SINGAPORE – Farnell-Newark InOne

Tel No: ++ 65 6788 0200
Fax No: ++ 65 6788 0300



EXPORT – Farnell InOne

Tel No: ++ 44 8701 200 208
Fax No: ++ 44 8701 200 209

For enquiries from all other markets



DENMARK – Farnell InOne

Tel No: ++ 45 44 53 66 44
Fax No: ++ 45 44 53 66 06



ITALY – Farnell InOne

Tel No: ++ 39 02 93 995 200
Fax No: ++ 39 02 93 995 300



SPAIN – Farnell InOne

Tel No: ++ 34 93 475 8805
Fax No: ++ 34 93 474 5107



ESTONIA – Farnell InOne

Tel No: ++ 358 9 560 7780
Fax No: ++ 358 9 345 5411



MALAYSIA – Farnell-Newark InOne

Tel No: ++ 60 3 7873 8000
Fax No: ++ 60 3 7873 7000



SWEDEN – Farnell InOne

Tel No: ++ 46 8 730 50 00
Fax No: ++ 46 8 83 52 62

<http://www.farnellinone.com>

<http://www.buckhickmaninone.com>

<http://www.cpc.co.uk>

Disclaimer This data sheet and its contents (the "Information") belong to the Premier Farnell Group (the "Group") or are licensed to it. No licence is granted for the use of it other than for information purposes in connection with the products to which it relates. No licence of any intellectual property rights is granted. The Information is subject to change without notice and replaces all data sheets previously supplied. The Information supplied is believed to be accurate but the Group assumes no responsibility for its accuracy or completeness, any error in or omission from it or for any use made of it. Users of this data sheet should check for themselves the Information and the suitability of the products for their purpose and not make any assumptions based on information included or omitted. Liability for loss or damage resulting from any reliance on the Information or use of it (including liability resulting from negligence or where the Group was aware of the possibility of such loss or damage arising) is excluded. This will not operate to limit or restrict the Group's liability for death or personal injury resulting from its negligence. Multicomp is the registered trademark of the Group. © Premier Farnell plc 2004.

