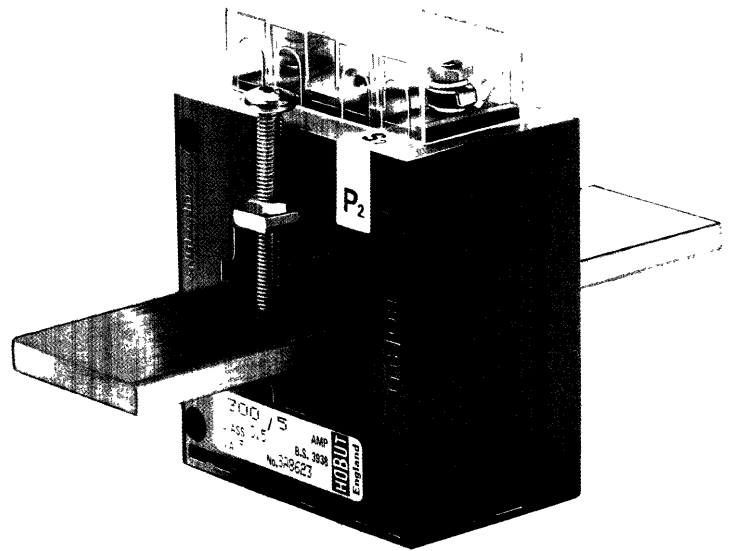



HOBUT

Howard Butler Limited
Crown Works
Lincoln Road
Walsall WS1 2EB
Telephone (0922) 640003
Telex 333390 HOBUT G
Fax (0922) 723626

Howard Butler Limited



Series 17 moulded case current transformers are compact and easily mounted.

Transparent terminal covers are supplied, and 6.3mm (0.25in) push on tags for connection of shorting links.

Conforms to

I.E.C.185-1966 and BS3938-1973.

Rated system voltage 0.66/2.5KV,

Thermal short time current for wound primary types = $50 \times$ rated current for 1 sec.

Insulation Class "A".

Ambient temperature range -30°C to $+85^{\circ}\text{C}$.

Case insulation will withstand 125°C for 1 hour and 140°C for 10 mins.

Flame retardance U.L.94HB.

Winding temperature rise at rated current 10°C .

Enclosure – IP 54.

Variations are available, and we welcome your enquiries.



Howard Butler Limited
Crown Works
Lincoln Road
Walsall WS1 2EB
Telephone (0922) 640003
Telex 333390 HOBUT G
Fax (0922) 723626

Howard Butler Limited

Moulded Case Current Transformers

108 470

Type 173 Moulded Case Current Transformers

TYPE:
173-1 .. 1 AMP SECONDARY
173-5 .. 5 AMP SECONDARY

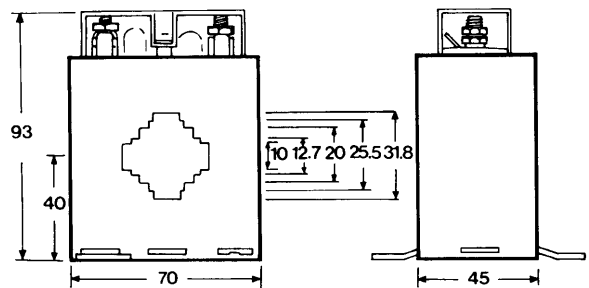
Primary Current Rating	Class Index 3				Class Index 1				Class Index 0.5			
	VA Output				VA Output				VA Output			
	2.5	5	10	15	2.5	5	10	15	2.5	5	10	15
1	A1	A2	A3	A4	A5	A6	A7	A8	A9	A10	A11	—
2.5	B1	B2	B3	B4	B5	B6	B7	B8	B9	B10	B11	—
5	C1	C2	C3	C4	C5	C6	C7	C8	C9	C10	C11	—
7.5	D1	D2	D3	D4	D5	D6	D7	D8	D9	D10	D11	—
10	E1	E2	E3	E4	E5	E6	E7	E8	E9	E10	E11	—
15	F1	F2	F3	F4	F5	F6	F7	F8	F9	F10	F11	—
20	G1	G2	G3	G4	G5	G6	G7	G8	G9	G10	G11	—
30	H1	H2	H3	H4	H5	H6	H7	H8	H9	H10	H11	—
40	J1	—	—	—	—	—	—	—	—	—	—	—
60	K1	—	—	—	—	—	—	—	—	—	—	—
80	L1	L2	—	—	—	—	—	—	—	—	—	—
100	M1	M2	—	—	M5	M6	—	—	—	—	—	—
150	N1	N2	N3	—	N5	N6	—	—	N9	—	—	—
200	R1	R2	R3	R4	R5	R6	—	—	R9	—	—	—
300	S1	S2	S3	S4	S5	S6	S7	S8	S9	S10	S11	—
400	T1	T2	T3	T4	T5	T6	T7	T8	T9	T10	T11	T12
500	V1	V2	V3	V4	V5	V6	V7	V8	V9	V10	V11	V12
600	W1	W2	W3	W4	W5	W6	W7	W8	W9	W10	W11	W12
800	X1	X2	X3	X4	X5	X6	X7	X8	X9	X10	X11	X12

Type 173. Suitable for cable or bar primaries. Maximum aperture for circular conductors is 24mm, and for bar conductors 30×10mm.

Secondary terminals are M5 Studs complete with washers, lockwashers and nuts. Wound primary types have M5 studs for both secondary and primary terminals.

Ordering Information

Example: a 60/1 Amp 2.5VA Class 3 current transformer is a 173-1K1.



Type 174 Moulded Case Current Transformers

TYPE:
174-1 .. 1 AMP SECONDARY
174-5 .. 5 AMP SECONDARY

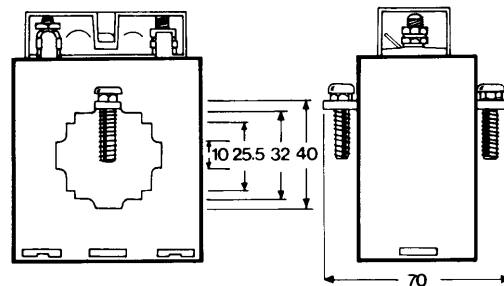
Primary Current Rating	Class Index 3				Class Index 1				Class Index 0.5			
	VA Output				VA Output				VA Output			
	2.5	5	10	15	2.5	5	10	15	2.5	5	10	15
200	A1	A2	—	—	—	—	—	—	—	—	—	—
300	B1	B2	B3	—	B5	B6	—	—	B9	B10	—	—
400	C1	C2	C3	C4	C5	C6	C7	C8	C9	C10	C11	C12
500	D1	D2	D3	D4	D5	D6	D7	D8	D9	D10	D11	D12
600	E1	E2	E3	E4	E5	E6	E7	E8	E9	E10	E11	E12
800	F1	F2	F3	F4	F5	F6	F7	F8	F9	F10	F11	F12
1000	G1	G2	G3	G4	G5	G6	G7	G8	G9	G10	G11	G12
1200	H1	H2	H3	H4	H5	H6	H7	H8	H9	H10	H11	H12

Type 174. Suitable for cable or bar primaries. Maximum aperture for circular conductors is 35mm, and for bar conductors 40×10mm.

Secondary terminals are M5 Studs complete with washers, lockwashers and nuts.

Ordering Information

Example: a 600/5 Amp 15VA class 1 current transformer suitable for a 40mm×6mm busbar is a 174-5E8. A busbar clamp will be supplied in place of the feet if requested.



Fixing Details

All types have 3 fixing options, base mounting feet, busbar clamps and captive M5 nuts.

MOUNTING FEET

Each current transformer is supplied with 2 push-in feet which can be fitted in any of 8 positions. This allows for a very versatile combination of fixing arrangements.

BUSBAR CLAMPS

These can be supplied in place of the mounting feet (at no extra cost) and enable the transformer to be mounted directly to the busbars.

CAPTIVE M5 NUTS

Base mounting is provided by 2 captive M5 nuts in the base of the transformer. This allows the transformers to be fixed to panels where rear access is available. Screw projection in transformer moulding should be between 8.5 and 9.5mm.

