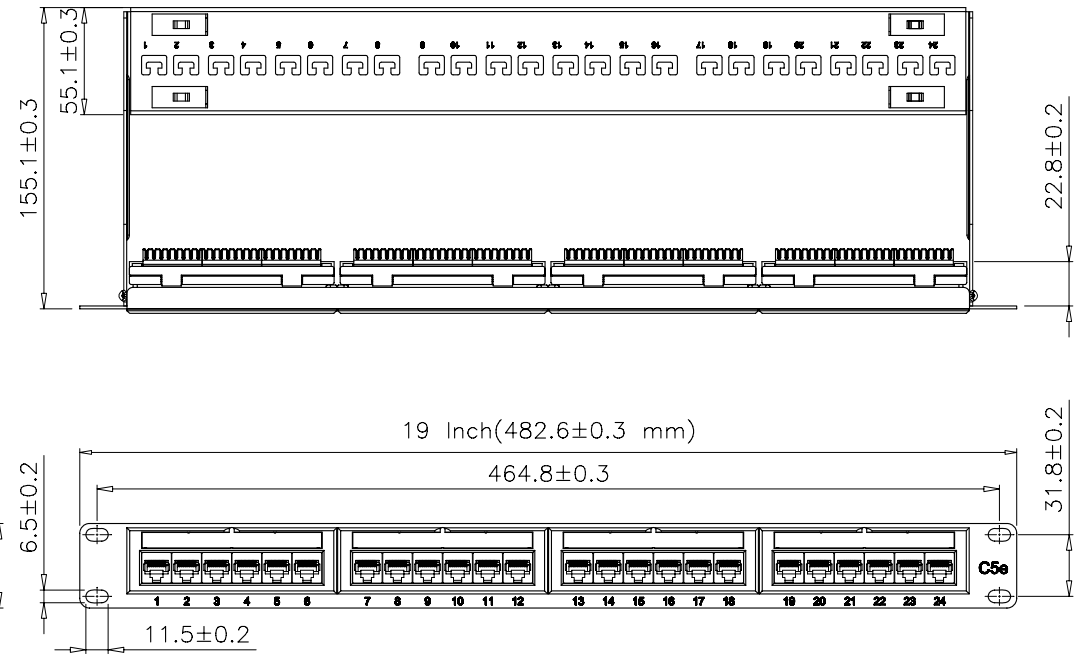
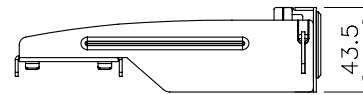


RJ45  
TOP ENTRY JACK

SCALE 1/4

IDC (KDA)  
Krone 45°-110 Dual



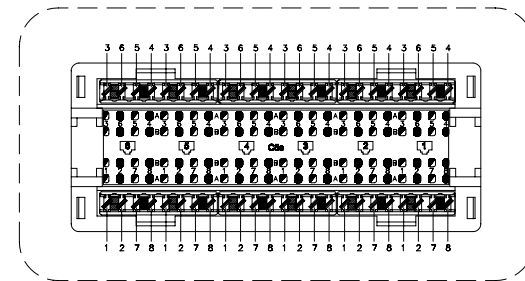
Specification :

Material :

1. Panel : SPCC, 1.5 mm thickness with Black color painted.
2. RJ45 Jack Housing : PBT, UL 94V-0.
3. RJ45 Jack contact material & finished :
  - 3-1. Phosphor Bronze with 30-40 micro-inch Nickel plated.
  - 3-2. Contact area : Min. 3 mm 50 micro-inch Gold plated.
4. IDC Housing : Polycarbonate, UL 94V-2, KRONE dual.
5. IDC Terminal material & finished :
  - 5-1. Phosphor Bronze with 50 micro-inch Tin plated.
  - 5-2. 110 & Krone tool compatible.
  - 5-3. Use for 22-26 AWG stranded & solid wire.
6. Jack Bracket Set : ABS, UL 94V-0.
7. IDC Bracket : PC & ABS mixed, UL 94V-0.
8. Support Bar : SPCC, 1.5 mm thickness with Black color painted.

Performance :

- a. The IDC color codes combine two wiring of T568A & T568B.
- b. Insertion Force : 900 gms for 8 contacts.
- c. Retention Strength : 7.7 kgs between Jack and Plug.
- d. Operation Temperature : -40°C to 80°C.
- e. Durability :
  - e-1. Jack : 750 cycles Plug-Jack mating and unmating test, insertion cycles at 20 cycles/minute max. Contact resistance test per 100 cycles.
  - e-2. IDC : Max. 200 punching times.
- f. The Cat.5e performance is in compliance with the ANSI/TIA/EIA 568 B.2 standard.



SCALE 1/2

**RoHS Compliant**

	DSGN	CSQ	21.MAY.2007	ITEM NO: 8602E
	CHK	Maer	21.MAY.2007	
UNIT	M/M	APPR	Yty	Cat.5e Patch Panel 24 port
SCALE	1/4			
DWG NO: 8602E	<b>Videk Ltd</b>			