




Siemens Matsushita Components



Ferrites and Accessories

RM Coil Formers for Power Applications

Data Book Supplement

Coil former for power applications

Optimized for automatic winding

Material: GFR polyterephthalate (UL 94 V-0, insulation class to IEC 85:

F \triangleq max. operating temperature 155 °C), color code black

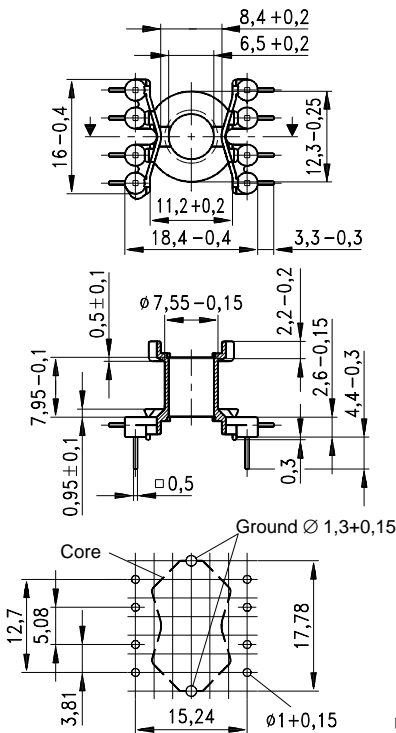
Solderability: to IEC 68-2-20, test Ta, method 1 (aging 3): 235 °C, 2 s

Resistance to soldering heat: to IEC 68-2-20, test Tb, method 1B: 350 °C, 3,5 s

Winding: see data book 1994 "Ferrites and Accessories", page 150

For matching clamp and insulating washer 1 see data book, page 221

Sections	A_N mm ²	l_N mm	A_R value $\mu\Omega$	Pins	Ordering code	PU Pcs
1	15	30	69	8	B65808-E1508-T1	500



FRM0220-M

Coil former for power applications

Optimized for automatic winding

Material: GFR polyterephthalate (UL 94 V-0, insulation class to IEC 85:

F \triangleq max. operating temperature 155 °C, color code black

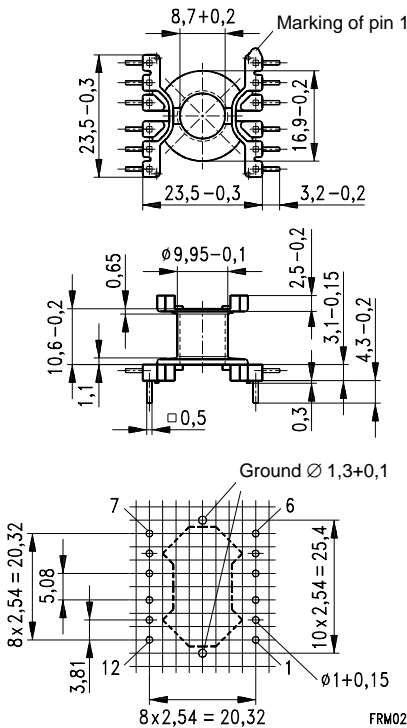
Solderability: to IEC 68-2-20, test Ta, method 1 (aging 3): 235 °C, 2 s

Resistance to soldering heat: to IEC 68-2-20, test Tb, method 1B: 350 °C, 3,5 s

Winding: see data book 1994 "Ferrites and Accessories", page 150

For matching clamp and insulating washer 1 see data book, page 252

Sections	A_N mm ²	l_N mm	A_R value $\mu\Omega$	Pins	Ordering code	PU Pcs
1	30	42	47	12	B65812-C1512-T1	200



Hole arrangement
View in mounting direction
(Note half pitch!)

Coil former for power applications

Optimized for automatic winding

Material: GFR polyterephthalate (UL 94 V-0, insulation class to IEC 85:

F \triangleq max. operating temperature 155 °C, color code black

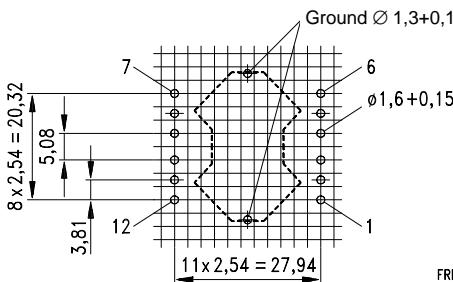
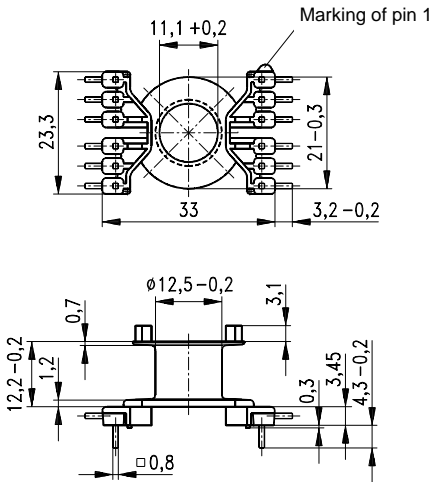
Solderability: to IEC 68-2-20, test Ta, method 1 (aging 3): 235 °C, 2 s

Resistance to soldering heat: to IEC 68-2-20, test Tb, method 1B: 350 °C, 3,5 s

Winding: see data book 1994 "Ferrites and Accessories", page 150

For matching clamp and insulating washer 1 see data book, page 265

Sections	A_N mm ²	l_N mm	A_R value $\mu\Omega$	Pins	Ordering code	PU Pcs
1	41,5	52	43	12	B65814-C1512-T1	200



FRM0225-T

Hole arrangement
View in mounting direction
(Note half pitch!)

Coil former for power applications

Material: GFR polyterephthalate (UL 94 V-0, insulation class to IEC 85:

F \triangleq max. operating temperature 155 °C), color code black

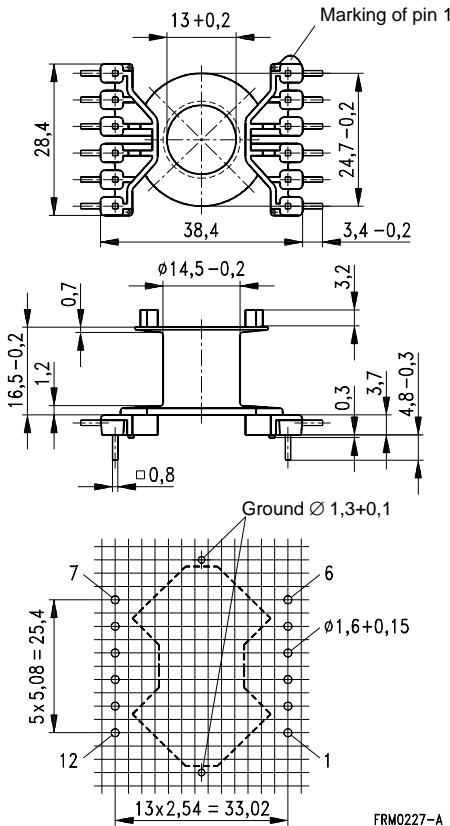
Solderability: to IEC 68-2-20, test Ta, method 1 (aging 3): 235 °C, 2 s

Resistance to soldering heat: to IEC 68-2-20, test Tb, method 1B: 350 °C, 3,5 s

Winding: see data book 1994 "Ferrites and Accessories", page 150

For matching clamp see data book, page 277

Sections	A_N mm ²	l_N mm	A_R value $\mu\Omega$	Pins	Ordering code	PU Pcs
1	72	61	28,7	12	B65816-C1512-T1	100



Hole arrangement
View in mounting direction
(Note half pitch!)

Coil former for power applications

Material: GFR polyterephthalate (UL 94 V-0, insulation class to IEC 85:

F \triangleq max. operating temperature 155 °C), color code black

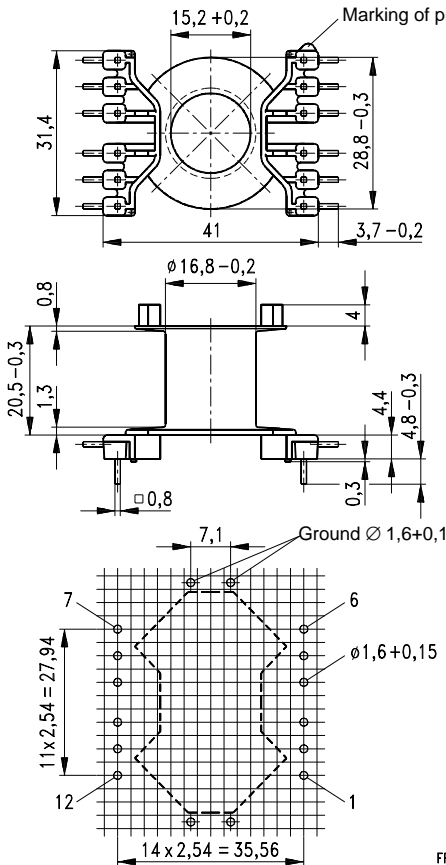
Solderability: to IEC 68-2-20, test Ta, method 1 (aging 3): 235 °C, 2 s

Resistance to soldering heat: to IEC 68-2-20, test Tb, method 1B: 350 °C, 3,5 s

Winding: see data book 1994 "Ferrites and Accessories", page 150

For matching clamp see data book, page 285

Sections	A_N mm ²	l_N mm	A_R value $\mu\Omega$	Pins	Ordering code	PU Pcs
1	106	71,5	23	12	B65888-C1512-T1	100



FRM0228-J

Hole arrangement
View in mounting direction
(Note half pitch!)

RM Coil Formers for Power Applications

**Published by Siemens Matsushita Components GmbH & Co. KG
Marketing Kommunikation, Postfach 80 17 09, D-81617 München**

© Siemens Matsushita Components 1996. All Rights Reserved.

As far as patents or other rights of third parties are concerned, liability is only assumed for components per se, not for applications, processes and circuits implemented within components or assemblies.

The information describes the type of component and shall not be considered as assured characteristics.

Terms of delivery and rights to change design reserved.

This brochure replaces the previous edition.

For questions on technology, prices and delivery please contact the Sales Offices of Siemens AG, Passive Components and Electron Tubes Group, in the Federal Republic of Germany or the international Siemens Companies and Representatives.

Due to technical requirements components may contain dangerous substances. For information on the type in question please also contact one of our Sales Offices.