

BU-60H-0 10 AMP STEEL ALLIGATOR CLIP WITH BLACK ACETATE HANDLE				
ID	QTY	PART	DRAWING	DESCRIPTION
1	1	BU-60	6001	10 AMP ALLIGATOR CLIP
2	1	6018-0	6018	BLACK ACETATE HANDLE


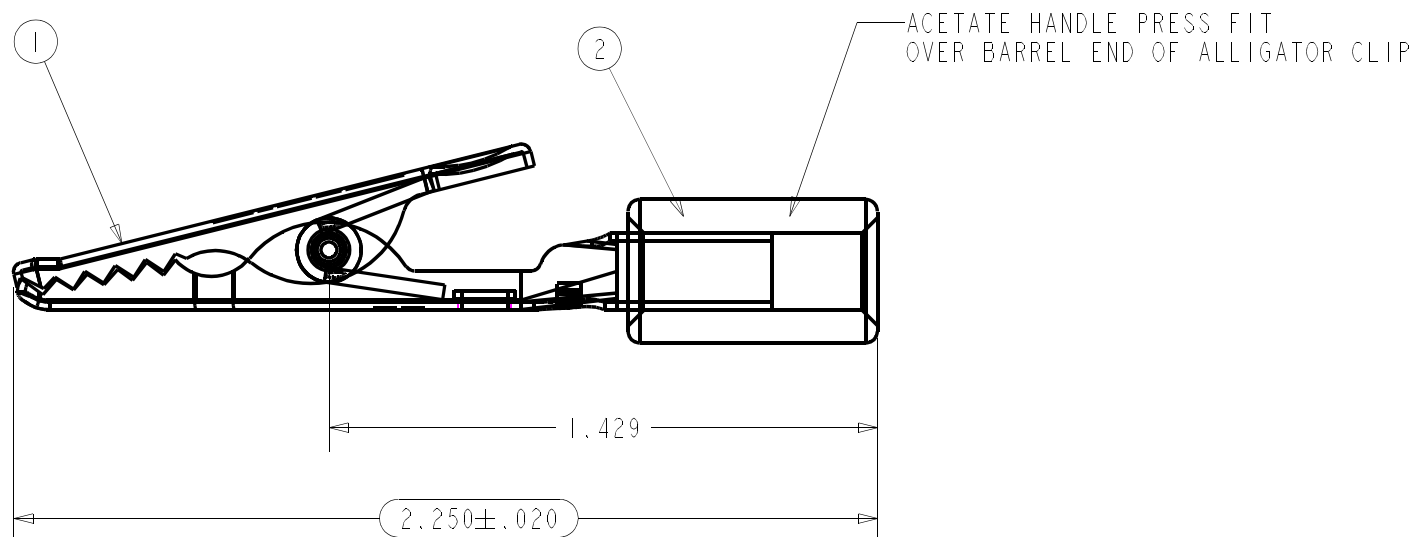
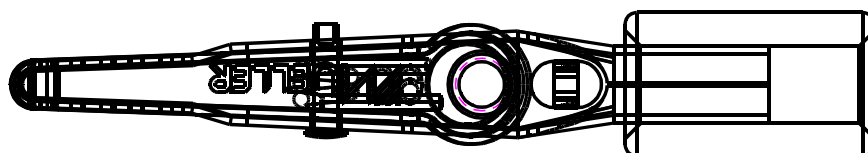
BU-60H-2 10 AMP STEEL ALLIGATOR CLIP WITH RED ACETATE HANDLE				
ID	QTY	PART	DRAWING	DESCRIPTION
1	1	BU-60	6001	10 AMP ALLIGATOR CLIP
2	1	6018-2	6018	RED ACETATE HANDLE

SEE NOTE 5 FOR ADDITIONAL
COLOR INFORMATION

NOTES:

- 1 DIMENSIONS NOT TOLERENCED ARE FOR REFERENCE.
- 2 SPRING FORCE IS TO BE TESTED PER FED SPEC WC440B AT HALF SPREAD. MINIMUM 4.40LBS. @ 5/32"
- 3 10 AMP NOMINAL CURRENT CAPACITY
- 4 SCREW HOLE MAY BE OPTIONAL ON ASSEMBLY
- 5 SOLDER STRAP MAY BE OPTIONAL ON ASSEMBLY
- 6 COLOR IDENTIFIER
 - 0 = BLACK
 - 2 = RED
 - 4 = YELLOW
 - 5 = GREEN
 - 6 = BLUE
 - 9 = WHITE

8/17/00 DWG UPDATE 60-B-005-A 8/92



VENDOR BLOCK



MUELLER ELECTRIC CO.
1583 E. 31st ST. CLEVELAND, OH 44114

THE VENDOR LISTED BELOW AGREES TO PROVIDE MUELLER ELECTRIC INC. WITH THE AGREED PRODUCT TO THE SPECIFICATIONS OF THIS PRINT. NO CHANGES WILL BE MADE WITHOUT THE APPROVAL OF MUELLER ELECTRIC INC.

SCALE: 2.000 DWG SIZE B

APPROVED BY:

DRAWN BY: SER

DWG DATE: 8/17/2000

EDITED BY:

REV DATE:

REVISION: -

PART NUMBER: BU-60H-*

DESCRIPTION: 60 WITH HANDLE CLIP ASSEMBLY

FILE: BU-60H

TOLERANCE:
X.X = ±0.1 X.XX = ±0.01
X.XXX = ±0.005 X° = ±0.5°

DRAWING NUMBER: 6005

SHEET NO. 1 / 1

THIS DRAWING AND THE INFORMATION THERE IN IS THE PROPERTY OF THE MUELLER ELECTRIC COMPANY AND MAY BE USED SOLELY FOR THE PROPOSE FOR WHICH IT IS SUBMITTED. IT IS TO BE TREATED IN CONFIDENCE. IT MAY NOT BE CIRCULATED, REPRODUCED OR DIVULGE TO OTHER PARTIES WITHOUT WRITTEN CONSENT OF MUELLER ELECTRIC INC. IT MUST BE RETURNED UPON REQUEST.

COMPANY: _____
REP: _____
TITLE: _____
DATE: _____