

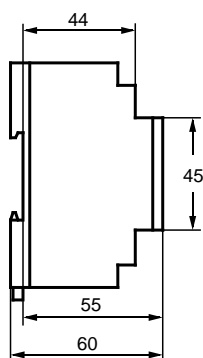
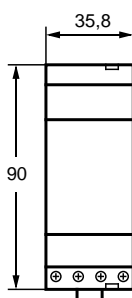
Programmable time switch SC 28

for DIN-rail and wall mounting

- 1 or 2 channels
- Daily and weekly program
- 30 memory locations
- ON, OFF or pulse function (01...59 sec)
- Holiday switching by date (Permanently ON or OFF)
- Minimum interval: 1 min.
- Switching capacity 16 A (per channel)
- Permanently ON or OFF with manual switch (Perm ON/OFF)
- Manual override
- Analogue display of switching program for current day of the week (for each channel)
- Automatic sorting of switching times on readout
- Alteration of switching times on readout
- Unrestricted block-programming of days, channels and switching functions
- Glass cover may be lead-sealed
- Fully automatic summertime (European standard)

Highlights

- Pre-programmed real time and date
- Illuminated display
- Unlimited data security by E²PROM
- Alteration of switching times
- Quick and easy programmable time switch
- Can be programmed with supply disconnected



Type/ Order No	Chan- nels	Power back-up	Time base
SC 28.11	1	>6 years	Quartz
SC 28.21	2	>6 years	Quartz

Programmable time switch SC 28

for DIN-rail and wall mounting

Programming options

- Daily or weekly
- Holiday switching by date
- Perm ON or OFF with manual switch

Operating mode

Automatic (AUTO)

Normal operation of programmable time switch; with display of day of the week, clock time, channel switching status, for current day switching program.

Permanently ON or perm OFF

Programming (Pr)

Switching time inputs

Select, Change, Delete (?)

Readout, change, individual deletion of switching times

Clock time (⊕)

Input of current day and time

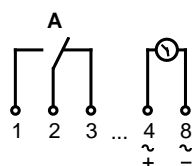
Summertime (S/W)

Activation (ON) or Suppression (OFF) of the fully automatic summertime adjustment to European Standard

Technical data	
Supply voltage	230 V, 50-60 Hz, other voltages on request
Power consumption	approx 1.5 VA
Channel (potential-free)	Change-over (monostable), contact gap < 3 mm (μ)
Contact material	AgCdO
Switching capacity per channel	16 A / 250 V ~ at cosφ=1
Switching functions	ON, OFF, pulse
Pulse length	1 sec.
Memory locations	30
Minimum interval	1 min.
Time base	Quartz crystal
Power back-up (at 20°C)	>6 years (Lithium-battery)
Data security	Unlimited by E ² PROM
Quartz crystal accuracy (at 20°C)	≤± 1.5 sec/day
Display	LCD
Permissible ambient temperature	-10°...+55°C
Enclosure	self-extinguishing thermoplastic, black
Dimensions	45 x 35 x 55 mm
Distribution board mounting	35 mm section rails (DIN EN 50 022)
Surface mounting	Wall mounting with terminal cover 003.010.003
Type of connection	Screw terminals (pull-up type)
Type of protection	IP 20 to DIN 40 050
Class of protection	II when installed according to regulations
Accessory	
Terminal cover for wall mounting, may be lead-sealed	003.010.003

Connection layout

SC 28.11 (1channel)



SC 28.21 (2 channels)

