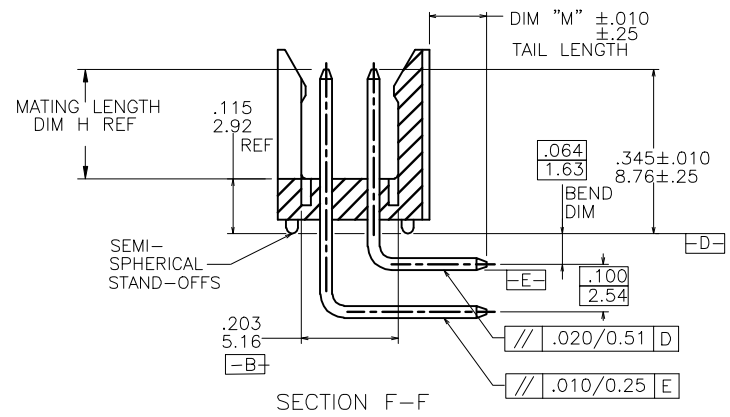
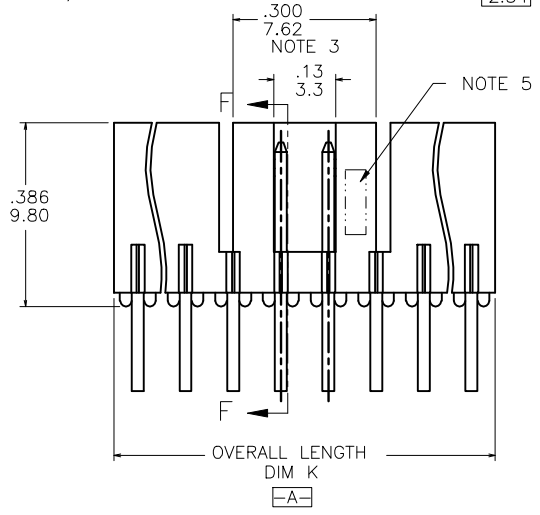
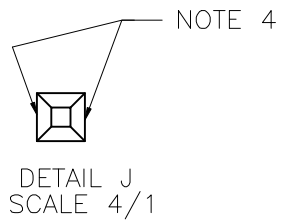
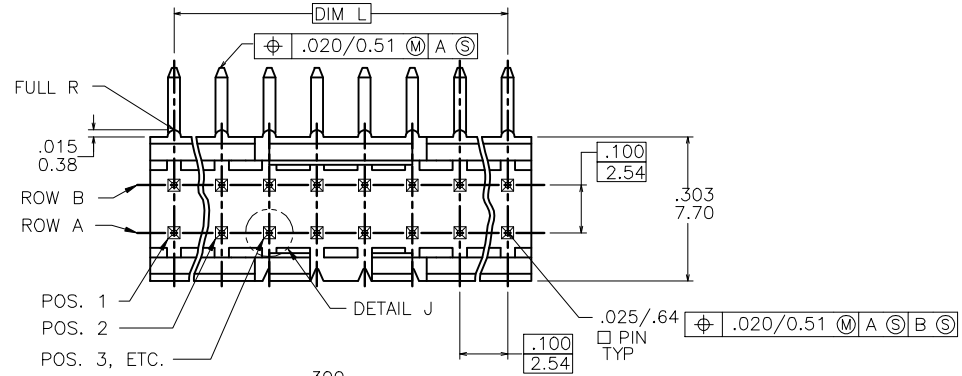


PRODUCT NO.
78207-XYTZHLF

- LEAD FREE OPTION - NOTE 8, 9, 10
- CUSTOMER SPECIALS - NOTE 7
- TUBE PACKAGING OPTION - NOTE 6
- NO. OF POSITIONS
SEE TABLE
- PIN PLATING
BASE P/N



Copyright FCI

mat'l. code		surface		tolerance		projection		product family	
ISO 406		ISO 1302		ISO 406		ISO 1101		HEADER	
ltr		ecp no		dr		date		title	
L		V12717		GJP		11/16/01		FRICION LATCH HEADER	
M		V03-0352		GJP		03/25/03		DOUBLE ROW, R/A	
N		M05-0134		ERE		06/15/05		scale 3:1	
P		M06-0256		ERE		9/07/06		dwg no	
R		M08-0023		MHT		1/28/08		sheet 1 of 2 size	
S		M08-0291		MHT		10/08/08		78207	
T		M09-0009		MHT		1/19/09		A3	
sheet		revision		T		T		type	
index		sheet		1		2		Product Customer Drawing	

PRODUCT NUMBER	NO OF POS	MATING LENGTH DIM H	OVERALL LENGTH DIM K	DIM L	TAIL LENGTH DIM "M"
78207-X06	2 X 3	.230/5.84	.300/7.62	.200/5.08	.120/3.05
-X08	2 X 4	.230/5.84	.400/10.16	.300/7.62	
-X10	2 X 5	.230/5.84	.500/12.70	.400/10.16	
-X12	2 X 6	.230/5.84	.600/15.24	.500/12.70	
-X14	2 X 7	.230/5.84	.700/17.78	.600/15.24	
-X16	2 X 8	.230/5.84	.800/20.32	.700/17.78	
-X18	2 X 9	.230/5.84	.900/22.86	.800/20.32	
-X18A	2 X 9	.210/5.33	.900/22.86	.800/20.32	
-X20	2 X 10	.230/5.84	1.000/25.40	.900/22.86	
-X22	2 X 11	.230/5.84	1.100/27.94	1.000/25.40	
-X24	2 X 12	.230/5.84	1.200/30.48	1.100/27.94	
-X26	2 X 13	.230/5.84	1.300/33.02	1.200/30.48	
-X28	2 X 14	.230/5.84	1.400/35.56	1.300/33.02	
78207-X30	2 X 15	.230/5.84	1.500/38.10	1.400/35.56	.120/3.05
78207-X32 THRU 78207-X72		UNAVAILABLE			
78207-X80	2 X 4	.230/5.84	.400/10.16	.300/7.62	.100/2.54

NOTE 7

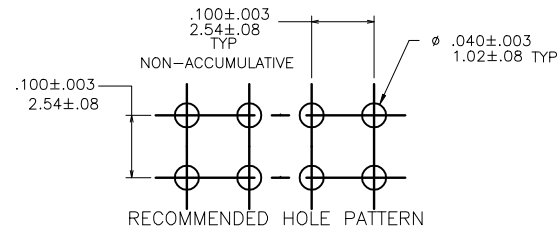
NOTES:

- MOLDING MAT'L: GLASS REINFORCED PCT OR MINERAL FILLED LCP, COLOR: BLACK
FLAME RETARDANT PER UL 94 V-0
MAXIMUM OPERATING TEMPERATURE: 130° C.
- PIN MATERIAL: 3/4 HD PHOS. BRZ.
- NO SLOTS ON 2 X 5 POSITION OR SMALLER PRODUCT. THE CENTER KEY SLOT WILL BE ON ALL HEADERS REGARDLESS OF SIZE.
- TWO NON-CRITICAL SIDES OF PIN TIP NOT PLATED, BOTH ENDS.
- COMPANY LOGO MAY APPEAR IN THIS AREA.
- "T" ATTACHED TO THE P/N INDICATES PARTS ARE TO BE PACKAGED IN TUBES.
- CUSTOMER SPECIAL -- "A" SUFFIX INDICATES 0.210/5.33 MATING LENGTH.
- ADD "HLF" SUFFIX AT THE END OF PART NUMBER FOR LEAD FREE OPTION, NOT AVAILABLE FOR -5YY, -5YYH, -6YY & -6YYH.
- PART NUMBERS WITH "H" SUFFIX WILL WITHSTAND EXPOSURE TO 260°C PEAK TEMPERATURE FOR 20 SECONDS IN WAVE SOLDER, INFRA-RED OR VAPOR PHASE SOLDER PROCESS.

PART NUMBERS WITHOUT "H" SUFFIX WILL WITHSTAND EXPOSURE TO 260°C PEAK TEMPERATURE FOR WAVE SOLDER PROCESS.
- THIS PRODUCT MEETS EUROPEAN UNION DIRECTIVES AND OTHER COUNTRY REGULATION AS DESCRIBED IN GS-22-008.
- PLATING OPTIONS:
MAY BE EITHER GOLD OR GXT PLATED AT MANUFACTURER'S OPTION.
- "THIS PRODUCT HAS 100% TIN PLATING IN THE INTERFACE AND HAS NOT BEEN TESTED FOR WHISKER GROWTH IN ALL INTERCONNECT ENVIRONMENTS."

PIN PLATING CODES

-1YY	30u"/.76u (SEE NOTE 11) 50u"/1.27u Ni
-2YY	15u"/.38u (SEE NOTE 11) 50u"/1.27u Ni
-3YY	50u"/1.27u Au 50u"/1.27u Ni
-4YY	100u"/2.54u MIN Sn 50u"/1.27u Ni (SEE NOTE 12)
-4YYHLF	
-5YY	15u"/.38u (SEE NOTE 11) 50u"/1.27u Ni
-6YY	30u"/.76u (SEE NOTE 11) 50u"/1.27u Ni
-7YY	30u"/.76u Au OVER 50u"/1.27u Ni
-8YY	15u"/.38u Au OVER 50u"/1.27u Ni



mat'l. code		surface ISO 1902		tolerance ISO 406 ISO 1101		projection		product family	
ltr		ecn no		dr		date		title	
T								FRICION LATCH HEADER	
								DOUBLE ROW, R/A	
								scale 3:1	
								sheet 2 of 2 size	
								78207 A3	
								type Product Customer Drawing	
sheet index		revision sheet							