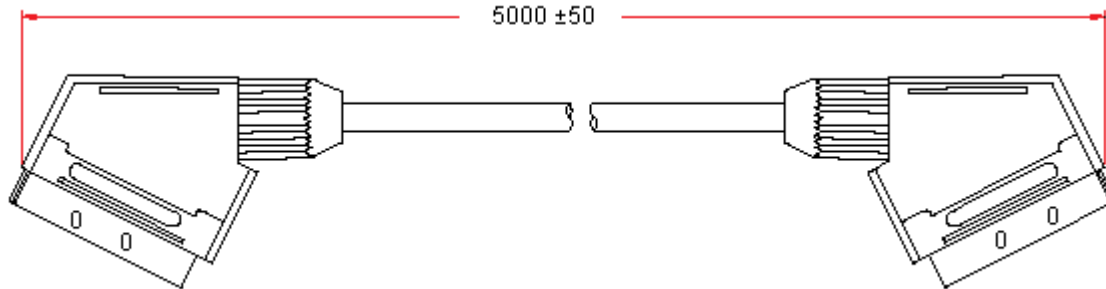


PART NO.

AVVCL17

REVISIONS

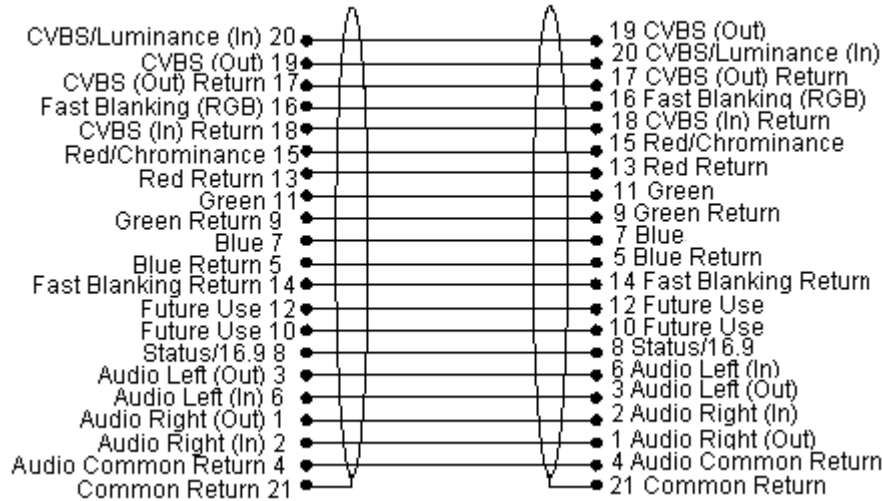
ECN #	REV	DESCRIPTION	DRAWN	DATE	CHECKD	DATE	APPRVD	DATE
-	A	RELEASED	Shalini	02/04/09	Suresh	02/04/09	Farnell	16/04/09



Crimp Type 21 Pin (P-P)

Dimensions : Millimetres

Wiring Diagram



This data sheet and its contents (the "Information") belong to the Premier Farnell Group (the "Group") or are licensed to it. No licence is granted for the use of it other than for information purposes in connection with the products to which it relates. No licence of any intellectual property rights is granted. The Information is subject to change without notice and replaces all data sheets previously supplied. The Information supplied is believed to be accurate but the Group assumes no responsibility for its accuracy or completeness, any error in or omission from it or for any use made of it. Users of this data sheet should check for themselves the Information and the suitability of the products for their purpose and not make any assumptions based on information included or omitted. Liability for loss or damage resulting from any reliance on the Information or use of it (including liability resulting from negligence or where the Group was aware of the possibility of such loss or damage arising) is excluded. This will not operate to limit or restrict the Group's liability for death or personal injury resulting from its negligence. SPC pro-SIGNAL is the registered trademark of the Group. © Premier Farnell plc 2009.

TOLERANCES:


UNLESS OTHERWISE SPECIFIED, DIMENSIONS ARE FOR REFERENCE PURPOSES ONLY.

DRAWN BY:	DATE:
Shalini	02/04/09
CHECKED BY:	DATE:
Suresh	02/04/09
APPROVED BY:	DATE:
Farnell	16/04/09

DRAWING TITLE:

Scart(p) to Scart(p)

SIZE	DWG NO.	ELECTRONIC FILE	REV
A		55146_DWG	A
SCALE: NTS		U.O.M.: mm	SHEET: 1 OF 2



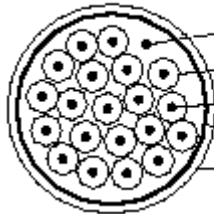
PART NO.

AVVCL17

REVISIONS

ECN #	REV	DESCRIPTION	DRAWN	DATE	CHECKD	DATE	APPRVD	DATE
-	A	RELEASED	Shalini	02/04/09	Suresh	02/04/09	Farnell	16/04/09

Section



Ground: 7 x ϕ 0.16mm Tin Plated Cu
 Inner Jacket : 20 x ϕ 1.0mm PVC
 Inner Conductor : 20 x 9/0.1mm CU
 Screening : 20 x 0.025mm AL
 Outer Jacket : ϕ 8.5mm PVC Black

Dimensions : Millimetres

Part Number Table

Description	Part Number
Lead, Scart to Scart, 5M	AVVCL17

<http://www.farnell.com>

<http://www.newark.com>

<http://www.cpc.co.uk>

This data sheet and its contents (the "Information") belong to the Premier Farnell Group (the "Group") or are licensed to it. No licence is granted for the use of it other than for information purposes in connection with the products to which it relates. No licence of any intellectual property rights is granted. The Information is subject to change without notice and replaces all data sheets previously supplied. The Information supplied is believed to be accurate but the Group assumes no responsibility for its accuracy or completeness, any error in or omission from it or for any use made of it. Users of this data sheet should check for themselves the information and the suitability of the products for their purpose and not make any assumptions based on information included or omitted. Liability for loss or damage resulting from any reliance on the Information or use of it (including liability resulting from negligence or where the Group was aware of the possibility of such loss or damage arising) is excluded. This will not operate to limit or restrict the Group's liability for death or personal injury resulting from its negligence. SPC pro-SIGNAL is the registered trademark of the Group. © Premier Farnell plc 2009.

TOLERANCES:
UNLESS OTHERWISE SPECIFIED, DIMENSIONS ARE FOR REFERENCE PURPOSES ONLY.

DRAWN BY:	DATE:
Shalini	02/04/09
CHECKED BY:	DATE:
Suresh	02/04/09
APPROVED BY:	DATE:
Farnell	16/04/09

DRAWING TITLE:			
Scart(p) to Scart(p)			
SIZE	DWG NO.	ELECTRONIC FILE	REV
A		55146_DWG	A
SCALE: NTS		U.O.M.: mm	SHEET: 2 OF 2