

20

19

18

17

16

15

14

13

12

11

42410

9

8

7

6

5

4

3

2

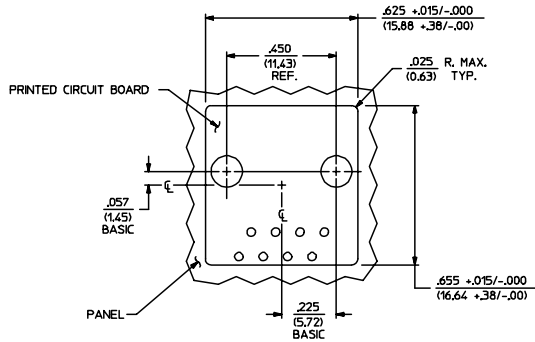
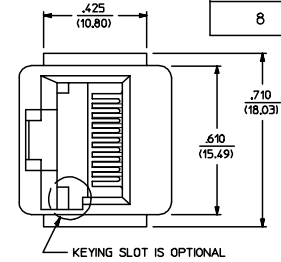
1

NOTES:

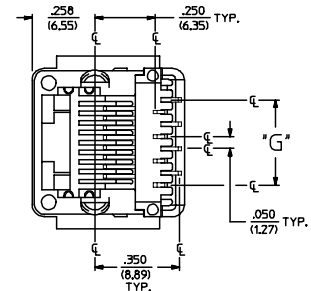
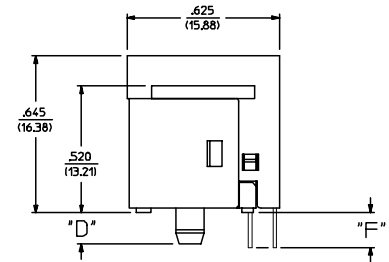
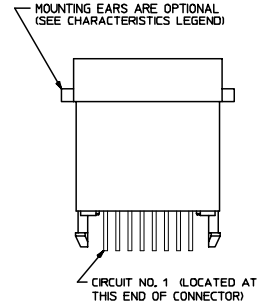
- 1) MATERIALS: HOUSING PARTS ARE MADE OF POLYESTER, RATED UL, 94 V-0, COLOR IS BLACK; TERMINALS ARE .075/(0.38) THICK PHOSPHOR BRONZE.
- 2) TERMINAL PLATING OPTIONS PER ES-88-****:
 - A - SELECT GOLD IN CONTACT AREA; 50 MICRONS MIN.
 - *SELECT TIN IN PC TAIL AREA; 100 MICRONS MIN.
 - WITH OVERALL NICKEL UNDERPLATE; 50 MICRONS MIN.
 - *THE PRIMARY SHIPPING CARTON WILL BE LABELED "COMPLIANT TO RoHS DIRECTIVE 2002/95/EC AND ELV ANNEX II OF DIRECTIVE 2000/53/EC". CARTONS WITHOUT THIS LABEL MAY CONTAIN PRODUCT WITH TIN-LEAD IN THE PC TAIL.
- 3) THESE MODULAR JACKS MEET THE PERFORMANCE REQUIREMENTS OF MOLEX PRODUCT SPECIFICATION PS-42410.
- 4) CONNECTORS ARE TO BE PACKED IN THERMOFORMED TRAYS, PER PACKAGING SPECIFICATION PK-42410-492.
- 5) ALL JACKS ARE DESIGNED TO BE USED WITH .062/(1.57) OR .125/(3.18) THICK P.C. BOARDS.
- 6) ALL JACKS CONFORM TO AND ACCEPT PLUGS WHICH CONFORM TO FCC RULES AND REGULATIONS PART 68, SUBPART F, WHEN PLATED WITH 50 MICRONS GOLD.
- 7) ALL JACKS MUST BE CAPABLE OF FITTING INTO MOLEX GAGE G-42410 (CONNECTOR SIZE 4).
- 8) SEE SHEETS 1 & 4 FOR CONNECTOR SIZE 4.
- 9) SEE SHEETS 2 & 4 FOR CONNECTOR SIZE 6.
- 10) SEE SHEET 4 FOR ASSEMBLY ITEM NUMBERS.
- 11) THIS MODULAR JACK ASSEMBLY IS ALSO AVAILABLE IN A UL 94V-0 RATED, GLASS-FILLED NYLON. (SEE MOLEX DRAWING SDA-423576)
- 12) ENGRAVED NUMBERS ON HOUSING BODY ARE FOR HOLDING IDENTIFICATION ONLY. THEY ARE NOT INTENDED FOR ASSEMBLY IDENTIFICATION PURPOSES.
- 13) ALL UNTOLERANCED DIMENSIONS ARE SHOWN FOR REFERENCE ONLY.

P.C. BOARD THICKNESS	DIM. "D" (MTG. PEGS)	DIM. "F" (P.C. TAILS)
.062/(1.57)	.128 (3.25)	.120 +.015/-.025 (3.05 +.38/-.63)
.125/(3.18)	.191 (4.85)	.205 +.015/-.025 (5.21 +.38/-.63)

CONNECTOR SIZE	CIRCUIT SIZE	DIM. "G"
8	8	.350 (8.89)
8	6	.250 (6.35)
8	4	.150 (3.81)
8	2	.050 (1.27)

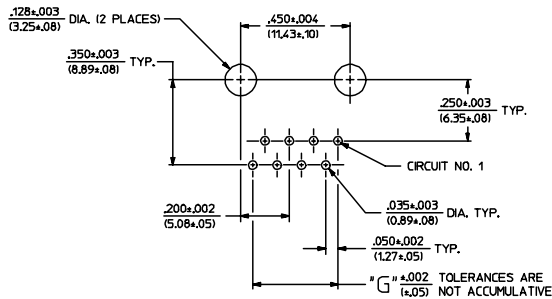


PANEL CUT-OUT FOR CONNECTOR SIZE 8



SIZE 8 MODULAR JACK LOADED WITH 8 TERMINALS SHOWN ABOVE

(SEE SHEET 4 FOR PART NUMBER AVAILABILITY)



P.C. BOARD LAYOUT FOR CONNECTOR SIZE 8

QUALITY SYMBOLS	GENERAL TOLERANCES (UNLESS SPECIFIED)		SCALE 4:1	DESIGN UNITS INCH	THIRD ANGLE PROJECTION	REVISE ON CAD ONLY
	mm	INCH				
▽ 0	4 PLACES ±	±				
	3 PLACES ±	±				
	2 PLACES ±	±				
	1 PLACE ±	±				
	ANGULAR ±1/2°					
	DRAFT WHERE APPLICABLE					
	MUST REMAIN WITHIN DIMENSIONS					

SEE SHEET ONE EC NO. UCP2004-667 DRN:LSCHMIDT 2004/03/03 CHK:LSCHMIDT 2004/03/03 APPR:ESMITH 2004/03/03	DIMENSION STYLE IN/MM DRAWN BY DATE GLT 1990/10/12 CHECKED BY DATE BAP 1990/10/12 APPROVED BY DATE RAS 1990/10/12	TITLE ASSEMBLY, VERTICAL MODULAR JACKS (CONNECTOR SIZE 8) MOLEX MOLEX INCORPORATED MATERIAL NO. DATE DOCUMENT NO. 42410-**** SHEET NO. 3 OF 4
---------------------------------------------------------------------------------------------------------------------	-------------------------------------------------------------------------------------------------------------------------------------	-----------------------------------------------------------------------------------------------------------------------------------------------------------

THIS DRAWING CONTAINS INFORMATION THAT IS PROPRIETARY TO MOLEX INCORPORATED AND SHOULD NOT BE USED WITHOUT WRITTEN PERMISSION

19

18

17

16

15

14

13

12

11

10

9

8

7

6

5

4

3

2

1

SIZE 4 VERTICAL MODJACK ASSEMBLIES					
PART CHARACTERISTICS					
ASSEMBLY ITEM NUMBER	EXTERNAL CONNECTOR SIZE	NUMBER OF POSITIONS	P.C. BOARD THICKNESS	MOUNTING EARS OPTION	TERMINAL PLATING OPTION
42410-4168	4 POS. BODY	4	.062/(1.57)	YES	A
42410-4170	↑	↑	.062/(1.57)	NO	A
42410-4264	↓	↓	.125/(3.18)	YES	A
42410-4266	4 POS. BODY	4	.125/(3.18)	NO	A
42410-4312	4 POS. BODY	2	.062/(1.57)	YES	A
42410-4314	↑	↑	.062/(1.57)	NO	A
42410-4408	↓	↓	.125/(3.18)	YES	A
42410-4410	4 POS. BODY	2	.125/(3.18)	NO	A

SIZE 6 VERTICAL MODJACK ASSEMBLIES					
PART CHARACTERISTICS					
ASSEMBLY ITEM NUMBER	EXTERNAL CONNECTOR SIZE	NUMBER OF POSITIONS	P.C. BOARD THICKNESS	MOUNTING EARS OPTION	TERMINAL PLATING OPTION
42410-6168	6 POS. BODY	6	.062/(1.57)	YES	A
42410-6170	↑	↑	.062/(1.57)	NO	A
42410-6264	↓	↓	.125/(3.18)	YES	A
42410-6266	6 POS. BODY	6	.125/(3.18)	NO	A
42410-6312	6 POS. BODY	4	.062/(1.57)	YES	A
42410-6314	↑	↑	.062/(1.57)	NO	A
42410-6320	↑	↑	.062/(1.57)	YES	B
42410-6408	↓	↓	.125/(3.18)	YES	A
42410-6410	6 POS. BODY	4	.125/(3.18)	NO	A
42410-6456	6 POS. BODY	2	.062/(1.57)	YES	A
42410-6458	↑	↑	.062/(1.57)	NO	A
42410-6552	↓	↓	.125/(3.18)	YES	A
42410-6554	6 POS. BODY	2	.125/(3.18)	NO	A

SIZE 8 VERTICAL MODJACK ASSEMBLIES						
PART CHARACTERISTICS						
ASSEMBLY ITEM NUMBER	EXTERNAL CONNECTOR SIZE	NUMBER OF POSITIONS	P.C. BOARD THICKNESS	KEYING OPTION	MOUNTING EARS OPTION	TERMINAL PLATING OPTION
42410-8312	8 POS. BODY	8	.062/(1.57)	NO	YES	A
42410-8314	↑	↑	.062/(1.57)	NO	NO	A
42410-8360	↑	↑	.062/(1.57)	YES	YES	A
42410-8362	↑	↑	.062/(1.57)	YES	NO	A
42410-8504	↑	↑	.125/(3.18)	NO	YES	A
42410-8506	↑	↑	.125/(3.18)	NO	NO	A
42410-8552	↓	↓	.125/(3.18)	YES	YES	A
42410-8554	8 POS. BODY	8	.125/(3.18)	YES	NO	A
42410-8600	8 POS. BODY	6	.062/(1.57)	NO	YES	A
42410-8602	↑	↑	.062/(1.57)	NO	NO	A
42410-8648	↑	↑	.062/(1.57)	YES	YES	A
42410-8650	↑	↑	.062/(1.57)	YES	NO	A
42410-8792	↑	↑	.125/(3.18)	NO	YES	A
42410-8794	↑	↑	.125/(3.18)	NO	NO	A
42410-8840	↓	↓	.125/(3.18)	YES	YES	A
42410-8842	8 POS. BODY	6	.125/(3.18)	YES	NO	A
42410-8888	8 POS. BODY	4	.062/(1.57)	NO	YES	A
42410-8890	↑	↑	.062/(1.57)	NO	NO	A
42410-8936	↑	↑	.062/(1.57)	YES	YES	A
42410-8938	↑	↑	.062/(1.57)	YES	NO	A
42410-9080	↑	↑	.125/(3.18)	NO	YES	A
42410-9082	↑	↑	.125/(3.18)	NO	NO	A
42410-9128	↓	↓	.125/(3.18)	YES	YES	A
42410-9130	8 POS. BODY	4	.125/(3.18)	YES	NO	A
42410-9176	8 POS. BODY	2	.062/(1.57)	NO	YES	A
42410-9178	↑	↑	.062/(1.57)	NO	NO	A
42410-9224	↑	↑	.062/(1.57)	YES	YES	A
42410-9226	↑	↑	.062/(1.57)	YES	NO	A
42410-9368	↑	↑	.125/(3.18)	NO	YES	A
42410-9370	↑	↑	.125/(3.18)	NO	NO	A
42410-9416	↓	↓	.125/(3.18)	YES	YES	A
42410-9418	8 POS. BODY	2	.125/(3.18)	YES	NO	A

SEE SHEET ONE EC NO. UCP2004-167 DRWN:LSCHMIDT 2004/03/03 CHKD:LSCHMIDT 2004/03/03 APPR:ESMITH 2004/03/03 N	QUALITY SYMBOLS ▴ +0 ▽ -0	GENERAL TOLERANCES (UNLESS SPECIFIED) <table border="1"> <tr> <th></th> <th>mm</th> <th>INCH</th> </tr> <tr> <td>4 PLACES</td> <td>± .005</td> <td>± .0005</td> </tr> <tr> <td>3 PLACES</td> <td>± .005</td> <td>± .0005</td> </tr> <tr> <td>2 PLACES</td> <td>± .005</td> <td>± .0005</td> </tr> <tr> <td>1 PLACE</td> <td>± .005</td> <td>± .0005</td> </tr> </table>		mm	INCH	4 PLACES	± .005	± .0005	3 PLACES	± .005	± .0005	2 PLACES	± .005	± .0005	1 PLACE	± .005	± .0005	SCALE --- DESIGN UNITS INCH DIMENSION STYLE IN/MM	THIRD ANGLE PROJECTION REVISE ON CAD ONLY
		mm	INCH																
	4 PLACES	± .005	± .0005																
	3 PLACES	± .005	± .0005																
2 PLACES	± .005	± .0005																	
1 PLACE	± .005	± .0005																	
	ANGULAR ±1/2° DRAFT WHERE APPLICABLE MUST REMAIN WITHIN DIMENSIONS	DRAWN BY DATE GLT 1990/10/12 CHECKED BY DATE BAP 1990/10/12 APPROVED BY DATE RAS 1990/10/12	TITLE ASSEMBLY, VERTICAL MODULAR JACKS Molex MOLEX INCORPORATED MATERIAL NO. (DOCUMENT NO.) SEE CHART SDA-42410-****	SHEET NO. 4 OF 4															
			THIS DRAWING CONTAINS INFORMATION THAT IS PROPRIETARY TO MOLEX INCORPORATED AND SHOULD NOT BE USED WITHOUT WRITTEN PERMISSION																