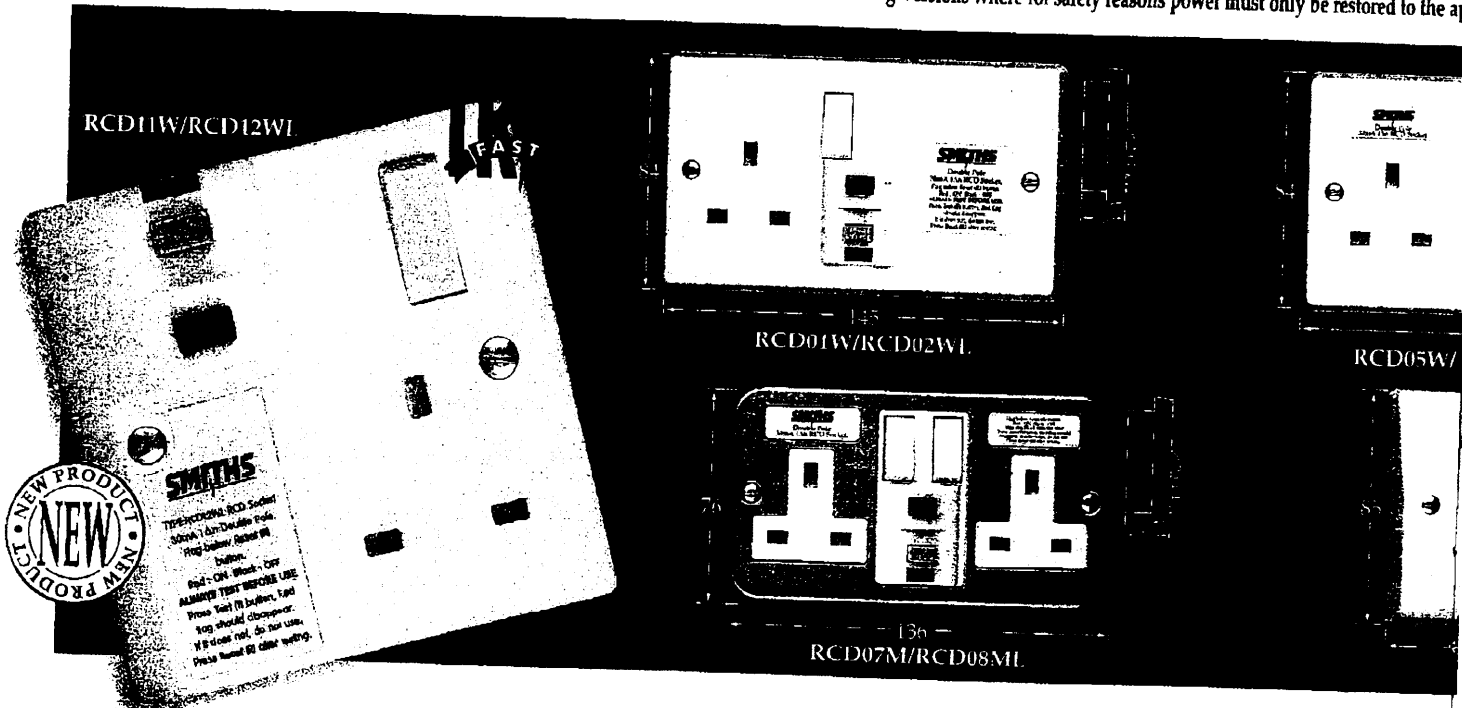




Safety Breakers

A comprehensive range of RCD socket outlets, spurs & adaptors designed to provide protection against the risks of electrocution and fire hazards to the appliance/equipment at the end of a power failure or in 'non-latching' versions where for safety reasons power must only be restored to the ap



RCD11W/RCD12WL

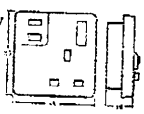
RCD01W/RCD02WL

RCD05W

RCD07M/RCD08ML

RCD11W RCD Single White Socket

The RCD11W is the revolutionary single gang RCD circuit breaker from Smiths Timeguard.



12

Benefits

- Eliminates the need for plug in circuit breakers.
- Protects appliances from possible fire hazard.
- Manual reset.
- Extra fast action - trips out within 40 milliseconds!
- Automatically disconnects both Live and Neutral connections leaving Earth connection intact.
- Trips out when the power supply is temporarily lost. A safety must for machine tool applications.
- Test button for safety checks.
- Still protects with lost neutral.
- Still protects with pulsating DC earth fault currents.
- Complies with BS7288 and BS1363.
- Switched for convenience & extra safety.

RCD03M RCD Single Metal Socket

The RCD03M is a single socket metal RCD circuit breaker and simply replaces an existing double socket outlet. Its strong metal construction is ideal for use in factories and other industrial environments where protection against shock and fire hazard is essential.

Benefits

- Protects appliances from possible fire hazard.
- Manual reset.
- Extra fast action - trips out within 40 milliseconds!
- Automatically disconnects both Live and Neutral connections leaving Earth connection intact.
- Trips out when the power supply is temporarily lost. A safety must for machine tool applications.
- Test button for safety checks.
- Still protects with lost neutral.
- Still protects with pulsating DC earth fault currents.
- Complies with BS7288 and BS1363.

Specifications

Type	Non-Latching	RCD01W
Operating Voltage	220 - 240V AC 50 Hz	●
Current Rating	Fully Complies With BS1363	●
Rated Trip Current	30mA	●
Trip Speed	BS 7288 - 40ms	●
Contact Break	Double Pole	●
Continues To Protect With	Lost Neutral	●
	Pulsating DC Earth Fault	●
Cable Capacity	3 x 2.5mm ²	●
Conforms To Directives	73/23/EEC	●
	89/336/EEC	●
Conforms To BS	BS1363, BS7288	●
Dimensions (mm)	Height	84
	Width	145
	Depth	30
Min Box Depth	25mm	●
Surface Mount Wall Box Supplied		●

RCD01W RCD Single White Socket

The RCD01W has all the features of the RCD11W and simply replaces an existing double socket outlet.

RCD12WL RCD Single White Latching Socket

The RCD12WL has all the features of the RCD11W with the addition of latching (power is immediately restored to the appliance/equipment at the end of a power failure).

Benefits

- Essential for applications like freezers.

RCD05W RCD Double White Socket

The RCD05W double socket RCD circuit breaker has all the features and benefits of the RCD01W but provides two switched socket outlets.

RCD07M RCD Double Metal Socket

The RCD07M circuit breaker has all the features and benefits of the RCD03M unit but provides two switched socket outlets.

RCD02WL RCD Single White Latching Socket

The RCD02WL single socket RCD circuit breaker protects the user from electric shock and will remain latched if the supply is temporarily lost, allowing continuous operation.

Benefits


- Remains latched when the power supply is temporarily lost.

Type	Non-Latching	RCD01WL
Operating Voltage	220 - 240V AC 50 Hz	●
Current Rating	Fully Complies With BS1363	●
Rated Trip Current	30mA	●
Trip Speed	BS7071 - 40ms BS 7288 - 40ms	●
Contact Break	Double Pole	●
Continues To Protect With	Lost Neutral	●
	Pulsating DC Earth Fault	●
Cable Capacity	3 x 2.5mm ²	●
	Also up to 10.5mm dia flex cable to BS600	●
Conforms To Directives	73/23/EEC	●
	89/336/EEC	●
Conforms To BS	BS1363, BS7288 BS7071 (1992)	●
Dimensions (mm)	Height	85
	Width	85
	Depth	40
Min Box Depth	25mm	●

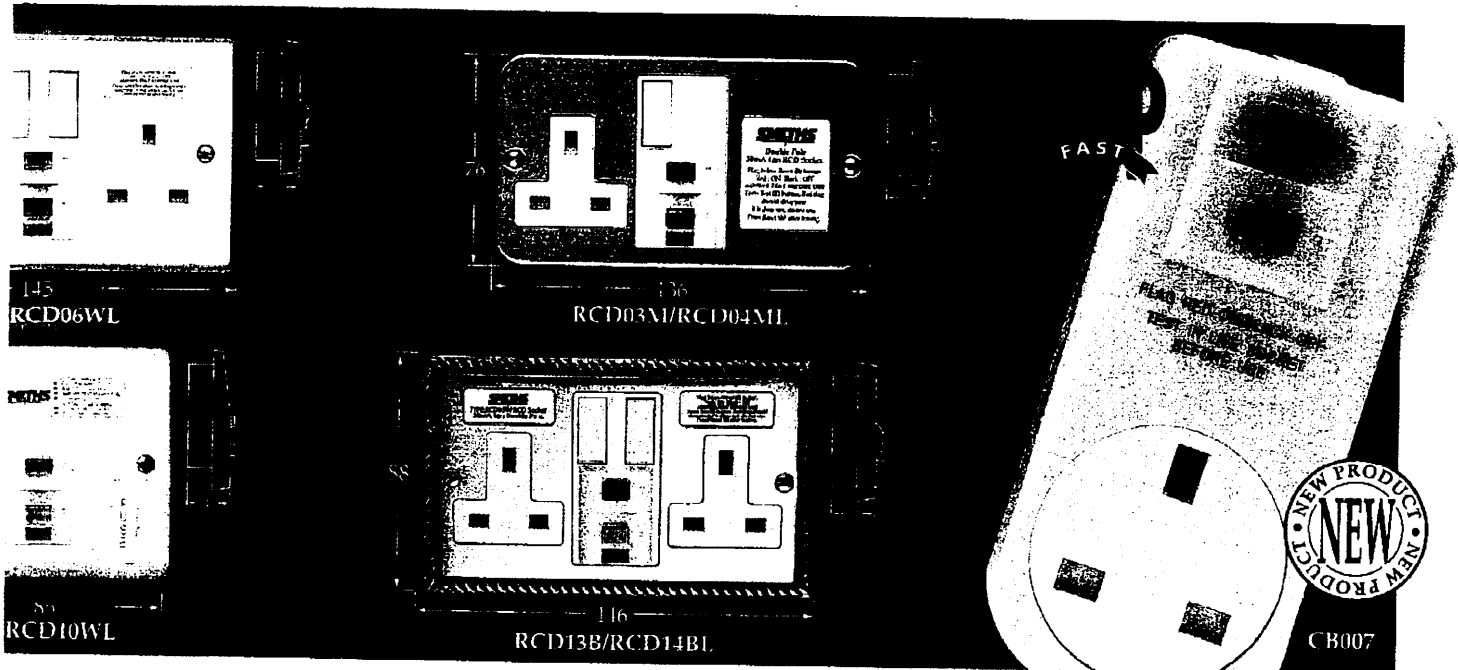
NOTE: Metal RCD Sockets supplied with a 40mm BS metal surface wall box

187 320

RCD Protection



Fully conforming to BS7288 and BS1363, they are available in 'latching' versions (suffix L) where power is required to be immediately restored to appliance/equipment by manual reset. Ideal for use with all home appliances, gardening equipment/power tools and industrial machines/equipment.



RCD02WL RCD03M RCD04ML RCD05W RCD06WL RCD07M RCD08ML

84	76	76	84	84	76	76
145	136	136	145	145	136	136
30	30	30	30	30	30	30

RCD04ML RCD Single Metal Latching Socket

The RCD04ML RCD circuit breaker has the same specifications as the RCD03M but is latching (power is immediately restored to the appliance/equipment at the end of a power failure).

RCD06WL RCD Double White Latching Socket

The RCD06WL shares all the features and advantages of the RCD05W with the addition of latching (power is immediately restored to the appliance/equipment at the end of a power failure) and replaces an existing double socket unit.

RCD08ML RCD Double Metal Latching Socket

The RCD08ML RCD circuit breaker has the same specifications as the RCD07M but is latching (power is immediately restored to the appliance/equipment at the end of a power failure).

RCD10WL RCD White Fused Connection Unit

The RCD10WL RCD Fused Connection Unit gives full protection against electric shocks and fire risk for equipment permanently connected to the mains supply. The unit will remain latched if the power supply is tripped.

Benefits

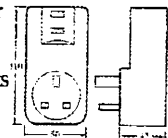
- Extra fast action - trips out within 40 milliseconds!
- Automatically disconnects both Live and Neutral connections leaving Earth connection intact.
- Trips out when the power supply is temporarily lost. A safety must for machine tool applications.
- Complies with BS7288 and BS1363.

RCD14BL RCD Double Brass Latching Socket

The RCD14BL RCD circuit breaker has the same specifications as the RCD13B double socket unit but is latched (power is restored to the appliance/equipment at the end of a power failure).

CB007 Safety Breaker RCD Adaptor

The CB007 RCD adaptor detects dangerous earth leakages and automatically disconnects both live and neutral connections (double pole) leaving the earth connection intact.



Benefits

- Provides complete protection from electric shocks.
- Extra fast action - trips out in typically 40 milliseconds!
- Trips out when the power supply is temporarily lost. A safety must for all power tools, lawn mowers and hedge trimmers.
- Automatically disconnects both Live and Neutral connections leaving earth connection intact.

RCD13B RCD Double Brass Socket


The RCD13B circuit breaker has all the features and benefits of the RCD07M double socket unit plus a high quality brass finish.

Benefits

- Protects appliances from possible fire hazard.
- Manual reset.
- Extra fast action - trips out within 40 milliseconds!
- Automatically disconnects both Live and Neutral connections leaving Earth connection intact.
- Trips out when the power supply is temporarily lost. A safety must for machine tool applications.
- Test button for safety checks.
- Still protects with lost neutral.
- Still protects with pulsating DC earth fault currents.
- Complies with BS7288 and BS1363.

RCD11W RCD12WL RCD13B RCD14BL CB007

85	85	88	88	110
85	85	146	146	50
40	40	30	30	45
		35mm	35mm	



13