

Tooling for Trio-Tek Datamate

❖ Instruction sheets (where available) can be accessed at www.harwin.com/downloads/instructions

HAND CRIMP TOOL

- ❖ 'Rigidus' crimp tool design
- ❖ Precision parallel action crimp tool with ratchet mechanism
- ❖ Must be used with locator shown opposite
- ❖ Instruction sheet available




ORDER CODE

Z80-255

LOCATOR

- ❖ Used with hand crimp tool shown opposite



ORDER CODE

Z80-259

DIE-SET

- ❖ Spare die-set for use with hand crimp tool shown above



ORDER CODE

Z80-244

REMOVAL TOOL

- ❖ For removal of crimped contacts from mouldings
- ❖ Instruction sheet available



ORDER CODE

Z80-258

www.harwin.com


HARWIN



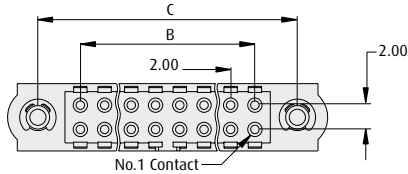
Trio-Tek Datamate Connectors

Female Crimp

- ❖ Crimp inspection window in housing
- ❖ Contacts available both loose and on reels
- ❖ Mates with Male J-Tek Datamate connectors
- ❖ Order code for reeled contacts = 15,000 contacts
- ❖ Order code for loose contacts = 1 pack of 100 contacts

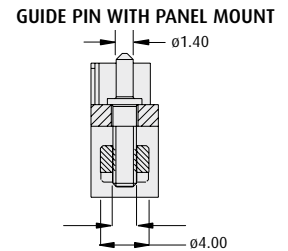
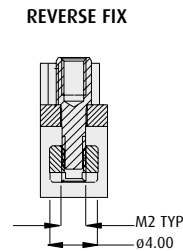
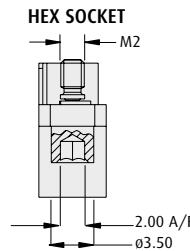
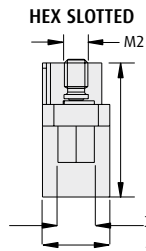
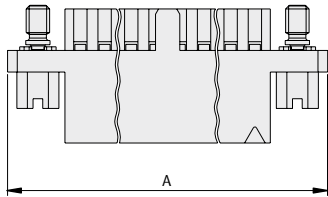


WITH JACKSCREWS

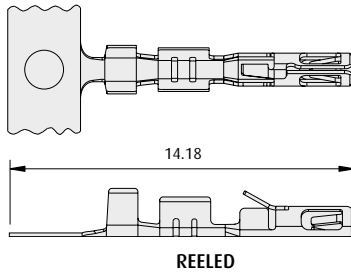


CALCULATION


A	B + 12
B	Total No. of Contacts - 2
C	B + 7



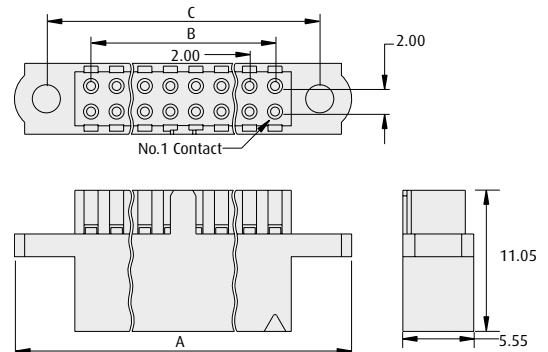
CONTACTS



WIRE STRIPPING DETAILS



WITHOUT JACKSCREWS



HOW TO ORDER

SERIES CODE

M80 XXX XX - XX

CONTACTS		HOUSINGS	
253	22-24 AWG, Reeled	454	Without Jackscrews
254	26-28 AWG, Reeled	455	Hex Slotted Jackscrews
283	22-24 AWG, Loose	456	Hex Socket Jackscrews
284	26-28 AWG, Loose	457	Reverse Fix Jackscrews
		458	Guide pin with panel mount

TOTAL NO. OF CONTACTS	
00	Contacts
06, 08, 10, 12, 14, 20, 26, 34, 42, 50	Housings

FINISH	
42	Gold + Tin (Contacts)
45	Gold (Contacts)
98	Housings

All dimensions in mm.

www.harwin.com

HARWIN

