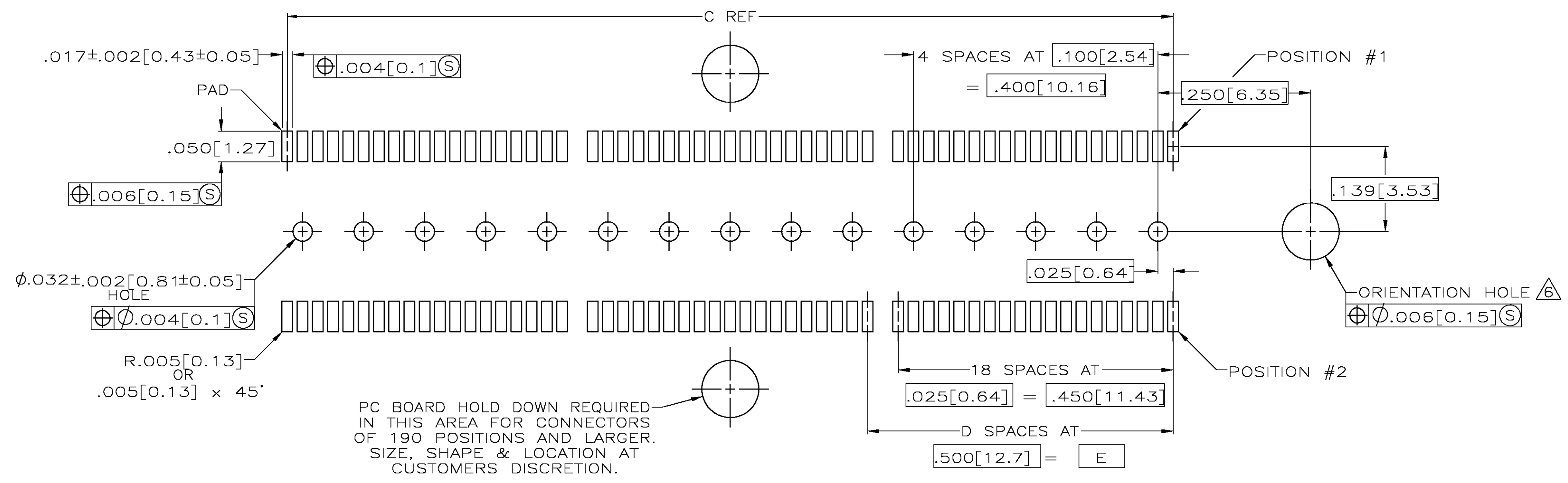
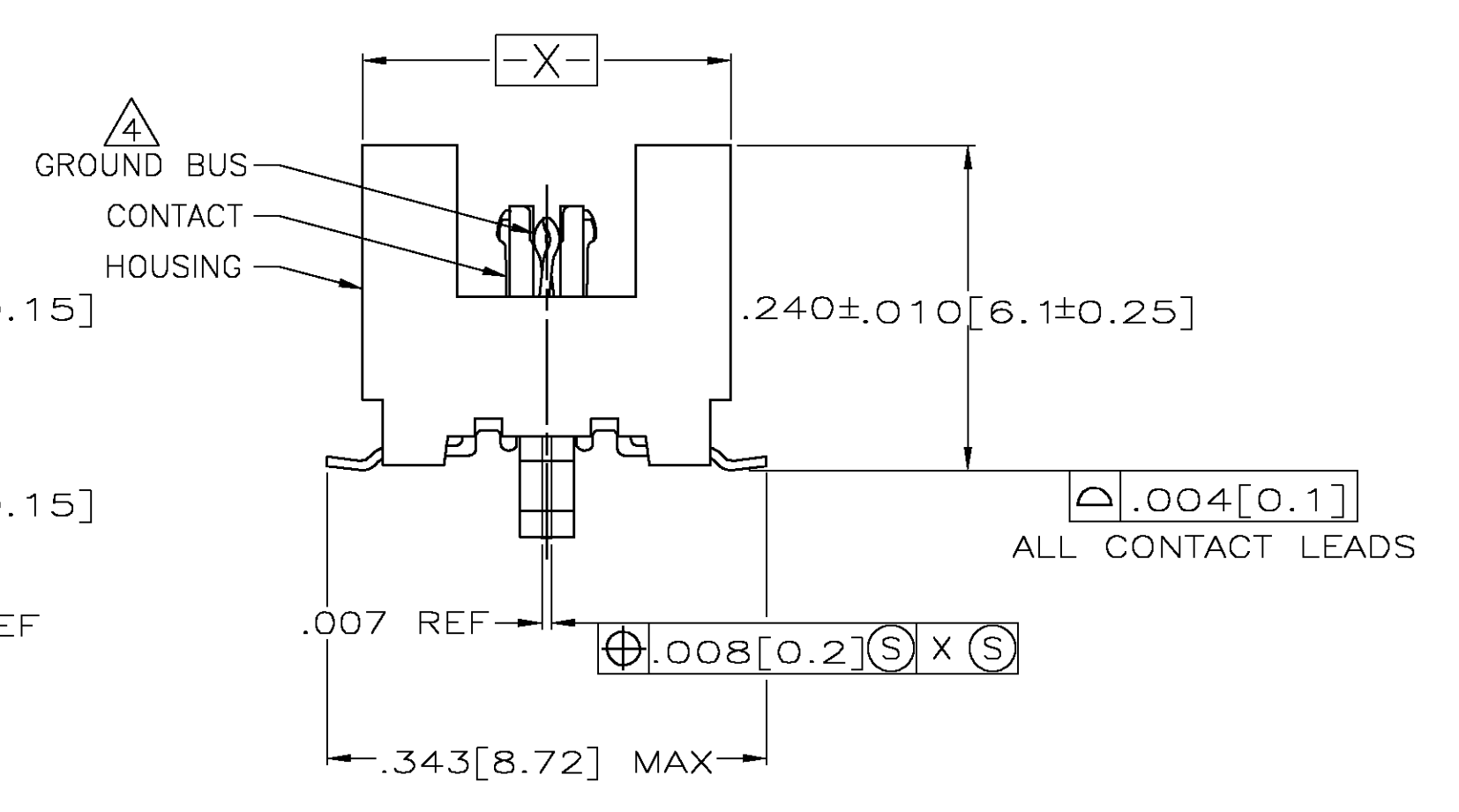
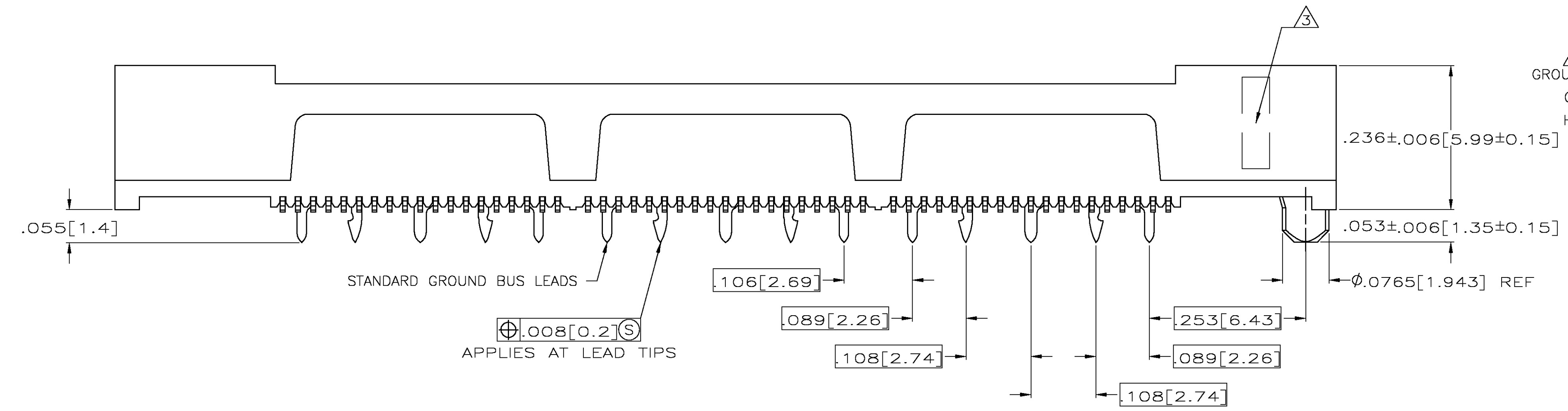


- △ HOUSING: LIQUID CRYSTAL POLYMER, COLOR BLACK.
- CONTACTS: HIGH RELIABILITY COPPER ALLOY.
- GROUND BUSES: PHOSPHOR BRONZE ALLOY, UNS C51100.
- △ CONTACTS & GROUND BUSES: .000030[0.00076] MIN GOLD PER ASTM B488 ON CONTACT AREA, .000150-.000250[0.00381-0.00635] MATTE TIN PER ASTM B545 ON LEADS ALL OVER .000070-.000175[0.00177-0.00445] MATTE NICKEL PER SAE AMS-QQ-N-290.
- △ DATE CODE MARKED IN AREA INDICATED ON SIDE OPPOSITE POSITION #1.
- △ ONE GROUND BUS WITH 5 TAILS PER EACH MODULE.
- △ TOLERANCE NON-ACCUMULATIVE.
- △ FOR STANDARD APPLICATIONS, ORIENTATION HOLE TO BE  $\phi .094 \pm .002$  [2.39  $\pm$  0.05]
- △ FOR SLIP-FIT APPLICATIONS, ORIENTATION HOLE TO BE  $\phi .079 \pm .001$  [2.00  $\pm$  0.03]



PC BOARD HOLD DOWN REQUIRED IN THIS AREA FOR CONNECTORS OF 190 POSITIONS AND LARGER. SIZE, SHAPE & LOCATION AT CUSTOMERS DISCRETION.

RECOMMENDED PC BOARD LAYOUT (VIEWED FROM CONNECTOR SIDE)

3.000 [76.2]	6	3.450 [87.63]	3.900 [99.06]	4.000 [101.6]	266	2-5767004-8
2.500 [63.5]	5	2.950 [74.93]	3.400 [86.36]	3.500 [88.9]	228	2-5767004-7
2.000 [50.8]	4	2.450 [62.23]	2.900 [73.66]	3.000 [76.2]	190	2-5767004-6
1.500 [38.1]	3	1.950 [49.53]	2.400 [60.96]	2.500 [63.5]	152	2-5767004-5
1.000 [25.4]	2	1.450 [36.83]	1.900 [48.26]	2.000 [50.8]	114	2-5767004-4
.500 [12.7]	1	.950 [24.13]	1.400 [35.56]	1.500 [38.1]	76	2-5767004-3
.000 [0]	0	.450 [11.43]	.900 [22.86]	1.000 [25.4]	38	2-5767004-2
E	D	C	B	A	NO OF POS	PART NUMBER

THIS DRAWING IS A CONTROLLED DOCUMENT.

DIMENSIONS: mm [INCHES]	TOLERANCES UNLESS OTHERWISE SPECIFIED:	APPROVED: D. DIXON	DATE: 12JUL04	TYCO Electronics	TYCO Electronics Corporation Harrisburg, Pa 17105-3608
0 PLC ± -	1 PLC ± -	2 PLC ± -	3 PLC ± -	4 PLC ± -	ANGLES ± -
RECEPTACLE ASSEMBLY, VERTICAL, .025[0.64]CL, GULL WING LEADS, MICTOR		SIZE: A1	CAGE CODE: 00779	DRAWING NO: 5767004	RESTRICTED TO: -
CUSTOMER DRAWING		SCALE: 8:1	SHEET: 1 OF 1	REV: C	