

HDSM-531B/533B  
0.56inch (14.0mm)  
Single digit surface mount LED display



## Preliminary Datasheet

### Description

This is 0.56 inch (14.0mm) height single digit display. This device utilizes InGaN/SiC blue LED chips. This device with top surface gray and white segments.

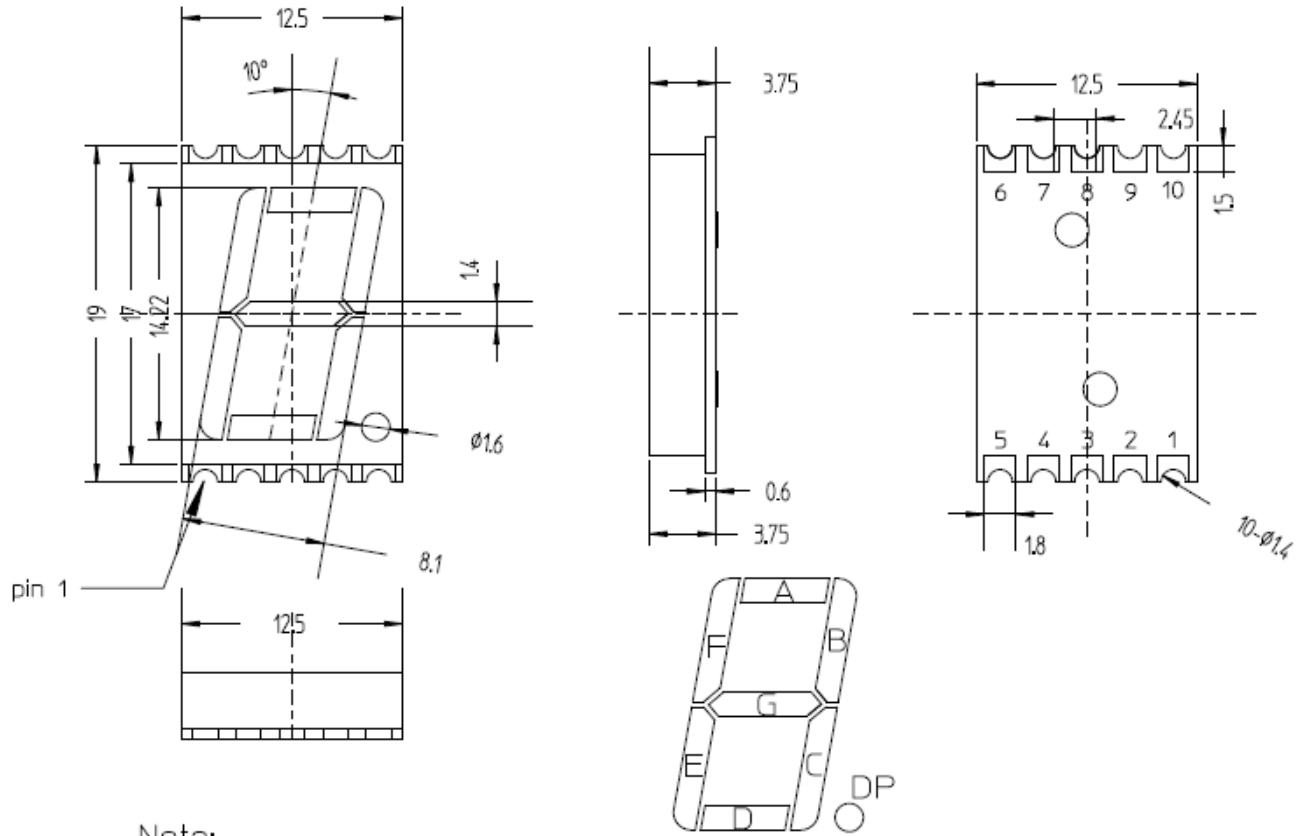
### Features

- 0.56" digit height
- Low current operation
- Excellent characters appearance
- Available in CA and CC
- 1000 pieces per reel
- Moisture Sensitivity Level: Level 3
- RoHS compliant

Blue HDSM-	Description
531B	Common Anode, Right Hand Decimal
533B	Common Cathode, Right Hand Decimal

*Avago Technologies reserves the right to alter prices, specifications, features, capabilities, functions, release dates, and remove availability of the product(s) at anytime.*

## Package Dimensions



Note:

1. All dimension are in millimeters.
2. Tolerance are +/-0.25mm unless otherwise specified.

For product information and a complete list of distributors, please go to our web site: [www.avagotech.com](http://www.avagotech.com)

Avago, Avago Technologies, and the A logo are trademarks of Avago Technologies, Pte. in the United States and other countries. Data subject to change. Copyright © 2005 Avago Technologies Pte. All rights reserved. Obsoletes Pub No. Pub Number - Date (09/09/2008)

**AVAGO**  
TECHNOLOGIES

### Pin Connection (Common Anode)

PIN NO.	CONNECTION
1	CATHODE E
2	CATHODE D
3	COMMON ANODE
4	CATHODE C
5	CATHODE DP
6	CATHODE B
7	CATHODE A
8	COMMON ANODE
9	CATHODE F
10	CATHODE G

### Pin Connection (Common Cathode)

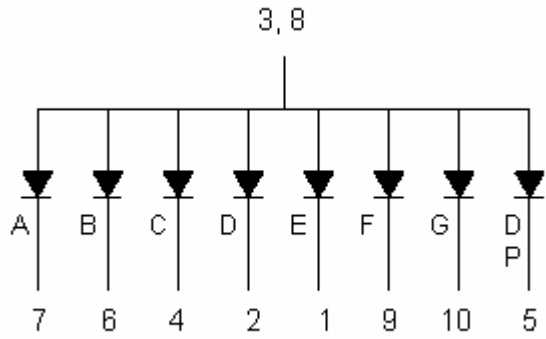
PIN NO.	CONNECTION
1	ANODE E
2	ANODE D
3	COMMON CATHODE
4	ANODE C
5	ANODE DP
6	ANODE B
7	ANODE A
8	COMMON CATHODE
9	ANODE F
10	ANODE G

For product information and a complete list of distributors, please go to our web site: [www.avagotech.com](http://www.avagotech.com)

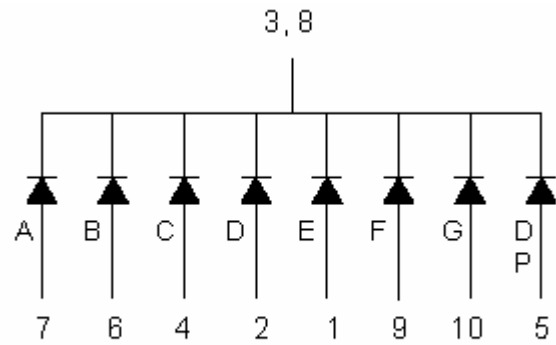
Avago, Avago Technologies, and the A logo are trademarks of Avago Technologies, Pte. in the United States and other countries. Data subject to change. Copyright © 2005 Avago Technologies Pte. All rights reserved. Obsoletes Pub No. Pub Number - Date (09/09/2008)



### Internal Circuit Diagram (Common Anode)



### Internal Circuit Diagram (Common Cathode)



For product information and a complete list of distributors, please go to our web site: [www.avagotech.com](http://www.avagotech.com)

Avago, Avago Technologies, and the A logo are trademarks of Avago Technologies, Pte. in the United States and other countries. Data subject to change. Copyright © 2005 Avago Technologies Pte. All rights reserved. Obsoletes Pub No. Pub Number - Date (09/09/2008)



**Absolute Maximum Ratings @ T<sub>A</sub>=25°C**

PARAMETER	Blue	UNIT
Power Dissipation Per Segment	100	mW
Peak Forward Current Per Segment ( 1/10 Duty Cycle, .0.1ms pulse width)	80	mA
Continuous Forward Current Per Segment Derating Linear From 25°C Per Segment	25 0.25	mA mA/°C
Reverse Voltage Per Segment	5	V
Operating Temperature Range	-40°Cto+105°C	
Storage Temperature Range	-40°Cto+105°C	

**Note:** Human Body Model (HBM), supplier gives no other assurances regarding the ability of product to withstand ESD.

**Caution in ESD:** Static Electricity and surge damages the LED. It is recommend to use a wrist strap or anti-electrostatic glove when handing the LED. All devices, equipment and machinery must be properly grounded.

**Electrical / Optical Characteristics @ T<sub>A</sub>=25 °C**

**Blue**

PARAMETER	SYMBOL	MIN.	TYP.	MAX.	UNIT	TEST CONDITION
Average Luminous Intensity	I <sub>v</sub>	6.3	13.5	—	mcd	I <sub>F</sub> = 10 mA
Emission Wavelength	λ <sub>p</sub> /λ <sub>d</sub>	—	462/470	—	nm	I <sub>F</sub> = 20 mA
Spectral Line Half-Width	Δλ	—	26	—	nm	I <sub>F</sub> = 20 mA
Forward Voltage, Per Segment	V <sub>F</sub>	—	3.3	4.0	V	I <sub>F</sub> = 20 mA
Reverse Current, Per Segment	I <sub>R</sub>	—		100	μA	V <sub>R</sub> = 5 V
Luminous Intensity Matching Ratio	I <sub>v-m</sub>	—	—	2:1	—	I <sub>F</sub> = 10 mA

For product information and a complete list of distributors, please go to our web site: [www.avagotech.com](http://www.avagotech.com)

Avago, Avago Technologies, and the A logo are trademarks of Avago Technologies, Pte. in the United States and other countries. Data subject to change. Copyright © 2005 Avago Technologies Pte. All rights reserved. Obsoletes Pub No. Pub Number - Date (09/09/2008)



Typical Electrical / Optical characteristic Curves @  $T_A=25\text{ }^\circ\text{C}$

Blue

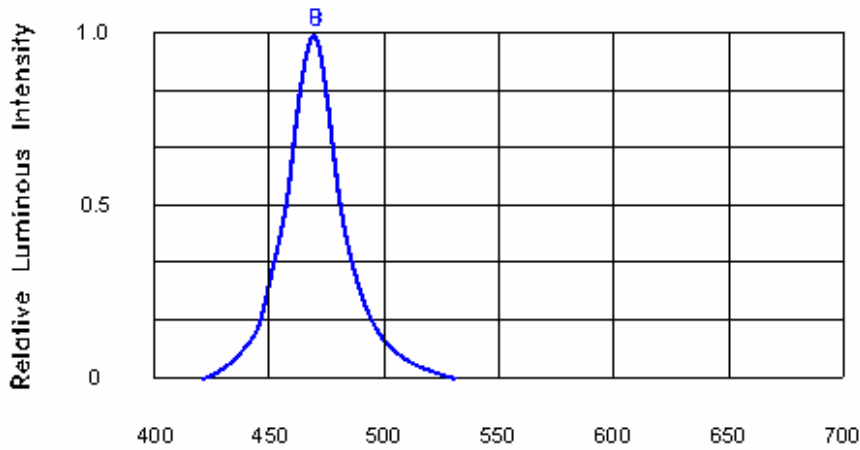


FIG1.RELATIVE LUMINOUS INTENSITY VS.WAVELENGTH

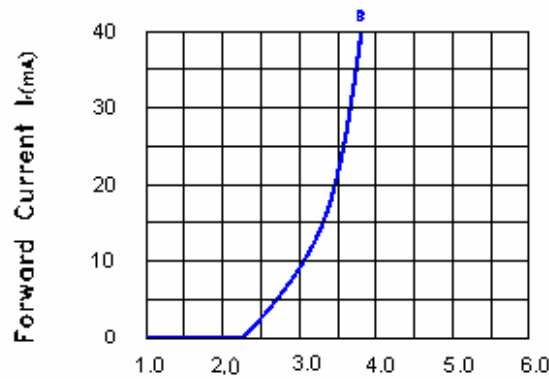


FIG.2 FORWARD Current VS.Forward Voltage

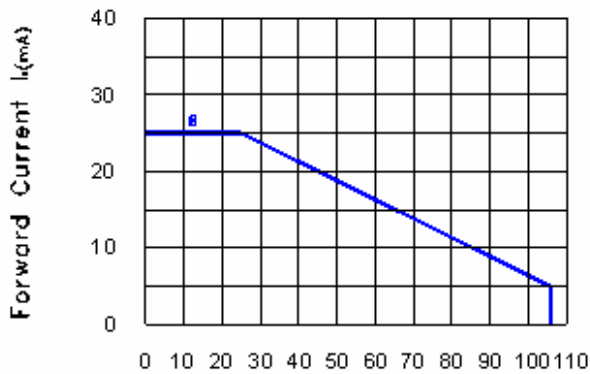


FIG.3 ALLOWABLE DC CURRENT VS.AMBIENT TEMPERATURE

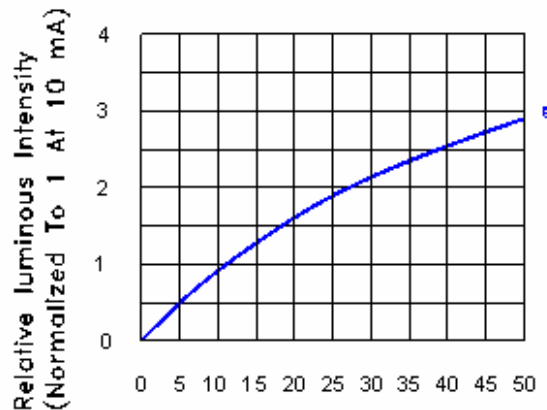


FIG.4 Relative Intensity VS.FORWARD Current

For product information and a complete list of distributors, please go to our web site: [www.avagotech.com](http://www.avagotech.com)

## Intensity Bin Limit (mcd)

### Blue

Iv Bin Category	Min	Max
M	5.401	8.6
N	8.601	13.7
P	13.701	21.8
Q	21.801	34.7

Tolerance +/-15%

#### Note:

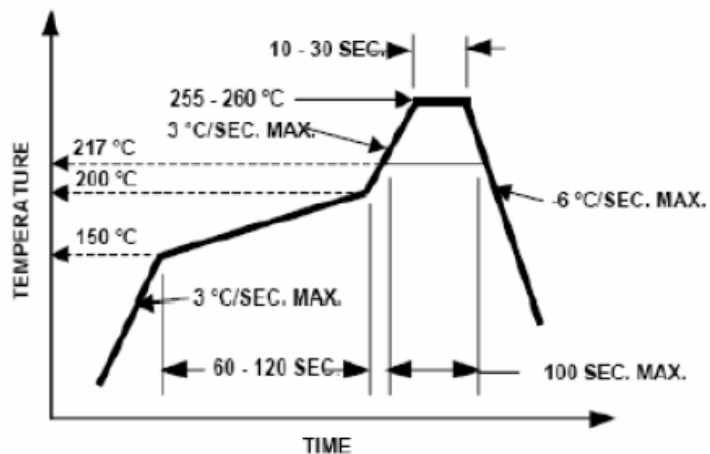
1. Bin categories are established for classification of products. Products may not be available in all categories. Please contact your Avago representative for information on currently available bins.

For product information and a complete list of distributors, please go to our web site: [www.avagotech.com](http://www.avagotech.com)

Avago, Avago Technologies, and the A logo are trademarks of Avago Technologies, Pte. in the United States and other countries. Data subject to change. Copyright © 2005 Avago Technologies Pte. All rights reserved. Obsoletes Pub No. Pub Number - Date (09/09/2008)



### SMT Soldering Profile

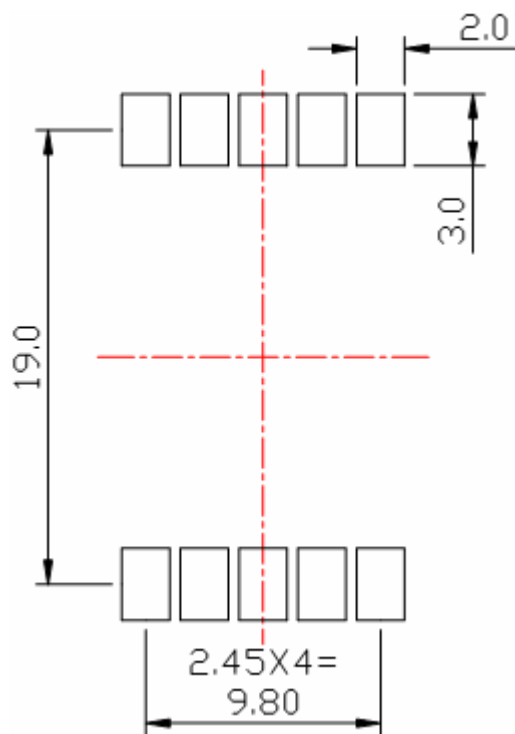


(Acc. to J-STD-020C)

Pb free reflow soldering Profile

**Notes:** Number of reflow process shall be less than 2 times and cooling process to normal temperature is required between the first and than second soldering process.

### Recommended Soldering Pattern (unit: mm)



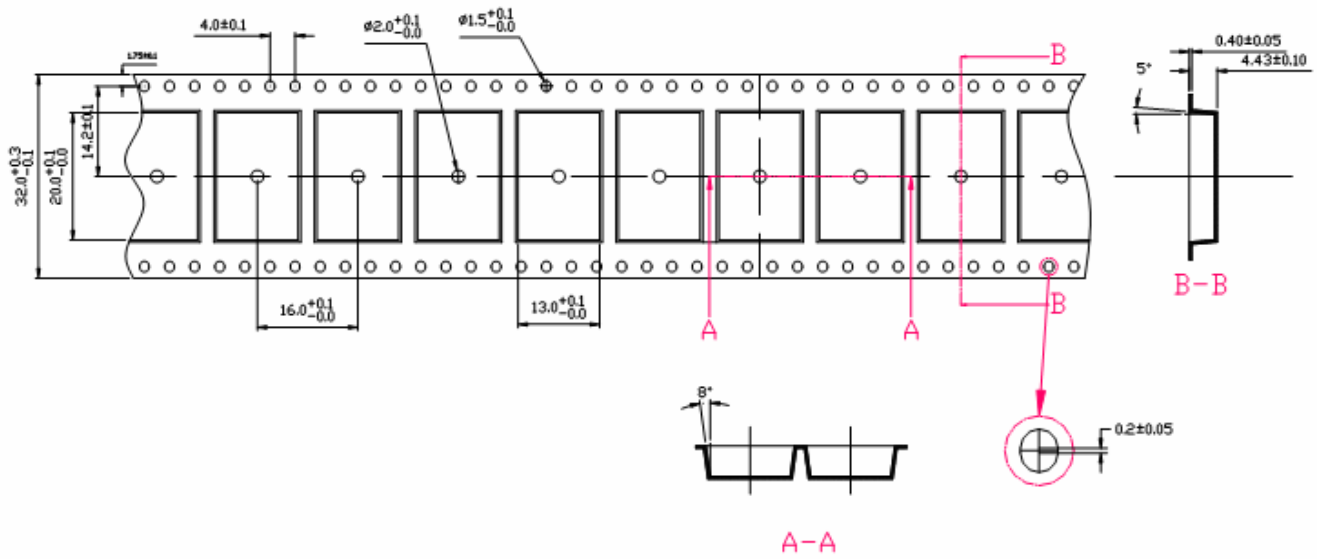
For product information and a complete list of distributors, please go to our web site: [www.avagotech.com](http://www.avagotech.com)

Avago, Avago Technologies, and the A logo are trademarks of Avago Technologies, Pte. in the United States and other countries. Data subject to change. Copyright © 2005 Avago Technologies Pte. All rights reserved. Obsoletes Pub No. Pub Number - Date (09/09/2008)

**AVAGO**  
TECHNOLOGIES



Tape Specification (unit: mm)



For product information and a complete list of distributors, please go to our web site: [www.avagotech.com](http://www.avagotech.com)

Avago, Avago Technologies, and the A logo are trademarks of Avago Technologies, Pte. in the United States and other countries. Data subject to change. Copyright © 2005 Avago Technologies Pte. All rights reserved. Obsoletes Pub No. Pub Number - Date (09/09/2008)

