


Type 380LQ 85 °C Compact, High-Capacitance Snap-in

27% Smaller for Same Capacitance



Type 380LQ is on average 27% smaller and more than 10 mm shorter than Type 380LX. This is achieved with a new can-closure method that permits installing capacitor elements into smaller cans. Approaching the capability of the 380LX, the new 380LQ enables you to shrink equipment size and retain the original performance.

Highlights

- New, more capacitance per case
- Compare to Type 380LX
- New, lower voltages down to 16 V

Specifications

Operating Temperature:

-40 °C to + 85 °C ≤ 315 Vdc
-25 °C to + 85 °C ≥ 350 Vdc

Rated Voltage:

16 to 450 Vdc

Capacitance:

82 µF to 100,000 µF ± 20%

Leakage Current:

≤ 3 \sqrt{CV} µA, 4 mA max, 5 minutes

Ripple Current Multipliers:

Ambient Temperature

45 °C	60 °C	70 °C	85 °C
1.50	1.46	1.30	1.00



Complies with the EU Directive 2002/95/EC requirement restricting the use of Lead (Pb), Mercury (Hg), Cadmium (Cd), Hexavalent chromium (Cr(VI)), PolyBrominated Biphenyls (PBB) and PolyBrominated Diphenyl Ethers (PBDE).

Frequency

Freq. Hz	50 Hz	60 Hz	120 Hz	500 Hz	1 kHz	10 kHz & Up
16 – 100 WV	0.93	0.95	1.00	1.05	1.08	1.15
160 – 450 WV	0.75	0.80	1.00	1.20	1.25	1.40

Load Life Test:

2000 h at full load at 85 °C
Δ Capacitance ± 20%
ESR 200% of limit
DCL 100% of limit

EIA Ripple Life:

2000 h at 85 °C, full load per EIA IS-749
Δ Capacitance -20%
ESR 200% of limit
DCL 100% of limit

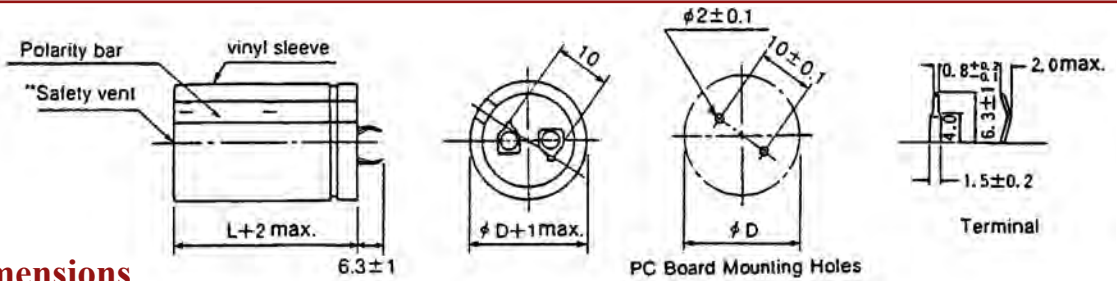
Shelf Life:

1000 h at 85 °C
Δ Capacitance ± 20%
ESR 200% of limit
DCL 100% of limit

Vibration:

10 to 55 Hz, 0.06" and 10 g max, 2 h each plane

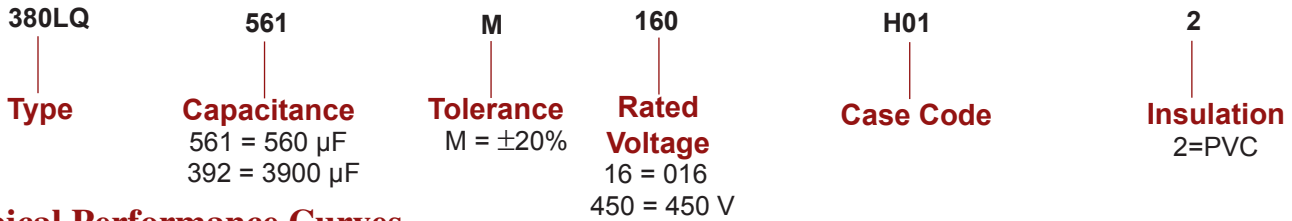
Type 380LQ 85 °C Compact, High-Capacitance Snap-in Outline Drawing



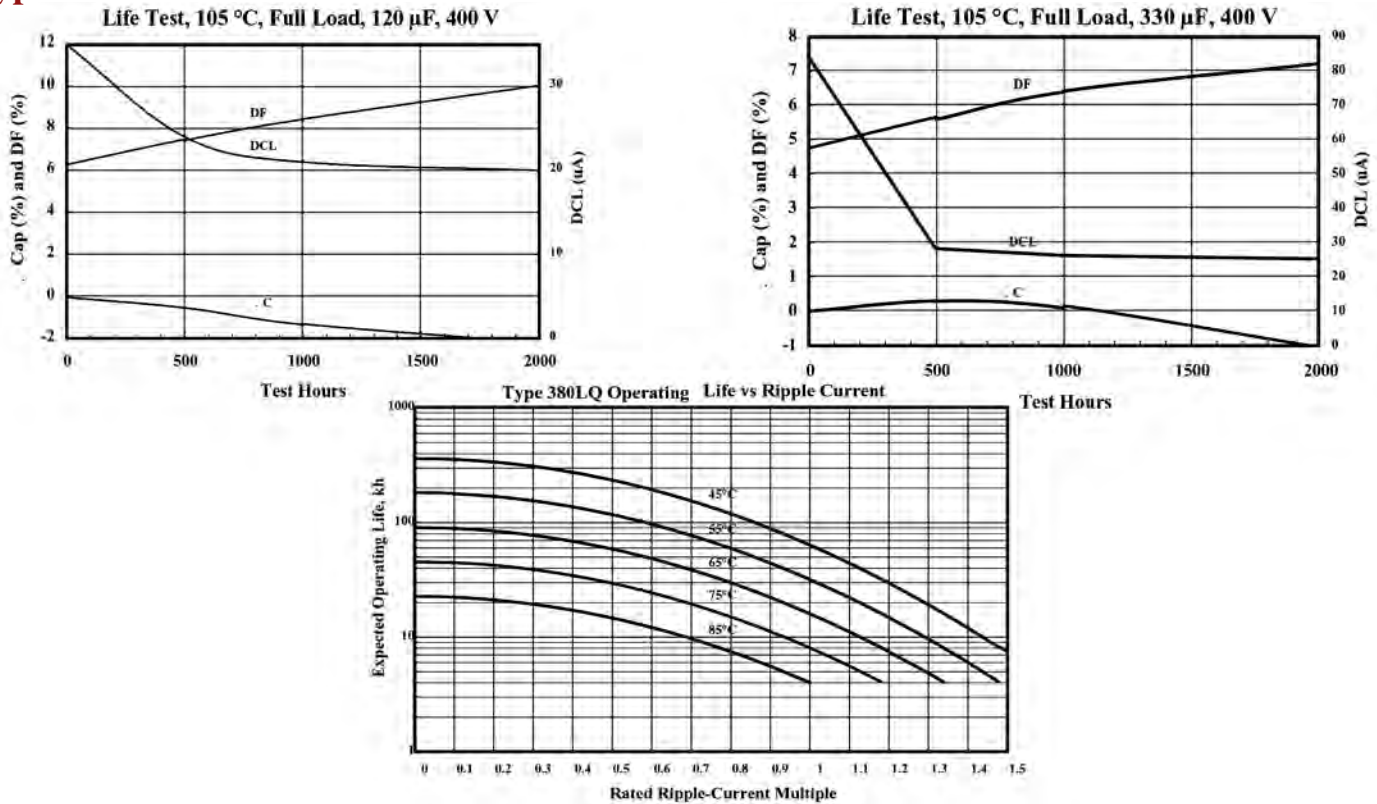
Insulated Case Dimensions

Case Code	DIAMETER D		LENGTH L		Typical Weight (grams)	Case Code	DIAMETER D		LENGTH L		Typical Weight (grams)
	mm	inches	mm	inches			mm	inches	mm	inches	
H01	22	0.87	25	0.98	16	K01	30	1.18	25	0.98	30
H02	22	0.87	30	1.18	19	K02	30	1.18	30	1.18	35
H03	22	0.87	35	1.38	22	K03	30	1.18	35	1.38	40
H04	22	0.87	40	1.57	24	K04	30	1.18	40	1.57	44
H45	22	0.87	45	1.77	28	K45	30	1.18	45	1.77	49
H05	22	0.87	50	1.97	31	K05	30	1.18	50	1.97	53
J01	25	0.98	25	0.98	20	A01	35	1.38	25	0.98	42
J02	25	0.98	30	1.18	24	A02	35	1.38	30	1.18	48
J03	25	0.98	35	1.38	27	A03	35	1.38	35	1.38	54
J04	25	0.98	40	1.57	31	A04	35	1.38	40	1.57	60
J45	25	0.98	45	1.77	35	A45	35	1.38	45	1.77	67
J05	25	0.98	50	1.97	38	A05	35	1.38	50	1.97	74

Part Numbering System



Typical Performance Curves



Type 380LQ 85 °C Compact, High-Capacitance Snap-in

Ratings

Cap. (µF)	Catalog Part Number	ESR Max @ 25° C		Ripple Amps @ 85 °C		Nominal Size D x L (mm)	Cap. (µF)	Catalog Part Number	ESR Max @ 25° C		Ripple Amps @ 85 °C		Nominal Size D x L (mm)
		120 Hz (Ω)	20 kHz (Ω)	120 Hz (A)	20 kHz (A)				120 Hz (Ω)	20 kHz (Ω)	120 Hz (A)	20 kHz (A)	
16 Vdc (20 Vdc Surge)							35 Vdc (44 Vdc Surge)						
12000	380LQ123M016H012	0.069	0.059	4.52	5.20	22 x 25	47000	380LQ473M025A042	0.019	0.015	8.00	9.20	35 x 40
15000	380LQ153M016H022	0.055	0.047	5.26	6.05	22 x 30	56000	380LQ563M025A452	0.019	0.016	8.91	10.25	35 x 45
18000	380LQ183M016H032	0.046	0.039	5.57	6.41	22 x 35	68000	380LQ683M025A052	0.018	0.016	9.79	11.26	35 x 50
18000	380LQ183M016J012	0.046	0.039	5.57	6.41	25 x 25	50 Vdc (63 Vdc Surge)						
22000	380LQ223M016H042	0.038	0.032	6.10	7.02	22 x 40	5600	380LQ562M035H012	0.104	0.078	3.36	3.86	22 x 25
22000	380LQ223M016J022	0.038	0.032	6.10	7.02	25 x 30	8200	380LQ822M035H022	0.071	0.053	4.00	4.60	22 x 30
27000	380LQ273M016H452	0.031	0.026	6.31	7.26	22 x 45	8200	380LQ822M035J012	0.071	0.053	4.00	4.60	25 x 25
27000	380LQ273M016J032	0.031	0.026	6.31	7.26	25 x 25	10000	380LQ103M035H032	0.058	0.044	4.42	5.08	22 x 35
27000	380LQ273M016K012	0.031	0.026	6.31	7.26	30 x 25	10000	380LQ103M035J022	0.058	0.044	4.42	5.08	25 x 30
33000	380LQ333M016H052	0.025	0.021	6.84	7.87	22 x 50	12000	380LQ123M035H042	0.048	0.036	5.05	5.81	22 x 40
33000	380LQ333M016J042	0.025	0.021	6.84	7.87	25 x 40	12000	380LQ123M035J032	0.048	0.036	5.05	5.81	25 x 35
33000	380LQ333M016K022	0.025	0.021	6.84	7.87	30 x 30	12000	380LQ123M035K012	0.048	0.036	5.05	5.81	30 x 25
33000	380LQ333M016A012	0.025	0.021	6.84	7.87	35 x 25	15000	380LQ153M035H452	0.039	0.029	5.57	6.41	22 x 45
39000	380LQ393M016J452	0.024	0.020	6.94	7.98	25 x 45	15000	380LQ153M035J042	0.039	0.029	5.57	6.41	25 x 40
39000	380LQ393M016K032	0.024	0.020	6.94	7.98	30 x 35	18000	380LQ183M035J452	0.032	0.024	5.68	6.53	25 x 45
47000	380LQ473M016J052	0.023	0.019	7.47	8.59	25 x 50	18000	380LQ183M035K022	0.032	0.024	5.68	6.53	30 x 30
47000	380LQ473M016K042	0.023	0.019	7.47	8.59	30 x 40	18000	380LQ183M035A012	0.032	0.024	5.68	6.53	35 x 25
47000	380LQ473M016A022	0.023	0.019	7.47	8.59	35 x 30	22000	380LQ223M035J052	0.026	0.020	6.10	7.02	25 x 50
56000	380LQ563M016K452	0.022	0.019	8.73	10.04	30 x 45	22000	380LQ223M035K032	0.026	0.020	6.10	7.02	30 x 35
56000	380LQ563M016A032	0.022	0.018	8.73	10.04	35 x 35	22000	380LQ223M035A022	0.026	0.020	6.10	7.02	35 x 30
68000	380LQ683M016K052	0.021	0.018	9.05	10.41	30 x 50	27000	380LQ273M035K452	0.021	0.016	6.84	7.87	30 x 45
68000	380LQ683M016A042	0.021	0.018	9.05	10.41	35 x 40	27000	380LQ273M035A032	0.021	0.016	6.84	7.87	35 x 35
82000	380LQ823M016A452	0.020	0.018	9.49	10.91	35 x 45	33000	380LQ333M035K052	0.018	0.013	7.15	8.22	30 x 50
100000	380LQ104M016A052	0.019	0.018	10.18	11.71	35 x 50	33000	380LQ333M035A042	0.018	0.014	7.15	8.22	35 x 40
25 Vdc (32 Vdc Surge)							39000	380LQ393M035A452	0.017	0.014	7.91	9.10	35 x 45
8200	380LQ822M025H012	0.081	0.065	3.57	4.11	22 x 25	47000	380LQ473M035A052	0.017	0.014	8.56	9.84	35 x 50
12000	380LQ123M025H022	0.055	0.044	4.10	4.72	22 x 30	50 Vdc (63 Vdc Surge)						
12000	380LQ123M025J012	0.055	0.044	4.10	4.72	25 x 25	3300	380LQ332M050H012	0.151	0.113	2.73	3.14	22 x 25
15000	380LQ153M025H032	0.044	0.035	4.63	5.32	22 x 35	4700	380LQ472M050H022	0.106	0.079	3.03	3.48	22 x 30
15000	380LQ153M025J022	0.044	0.035	4.63	5.32	25 x 30	4700	380LQ472M050J012	0.106	0.079	3.03	3.48	25 x 25
18000	380LQ183M025H042	0.037	0.029	5.47	6.29	22 x 40	5600	380LQ562M050H032	0.089	0.067	3.42	3.93	22 x 35
18000	380LQ183M025J032	0.037	0.029	5.47	6.29	25 x 35	6800	380LQ682M050H042	0.073	0.055	3.85	4.43	22 x 40
18000	380LQ183M025K012	0.037	0.029	5.47	6.29	30 x 25	6800	380LQ682M050J022	0.073	0.055	3.85	4.43	25 x 30
22000	380LQ223M025H452	0.030	0.024	6.10	7.02	22 x 45	6800	380LQ682M050K012	0.073	0.055	3.85	4.43	30 x 25
22000	380LQ223M025J042	0.030	0.024	6.10	7.02	25 x 40	8200	380LQ822M050H452	0.061	0.045	4.41	5.07	22 x 45
22000	380LQ223M025K022	0.030	0.024	6.10	7.02	30 x 30	8200	380LQ822M050J032	0.061	0.045	4.41	5.07	25 x 35
22000	380LQ223M025A012	0.030	0.024	6.10	7.02	35 x 25	10000	380LQ103M050H052	0.05	0.037	4.97	5.72	22 x 50
27000	380LQ273M025J452	0.025	0.020	6.21	7.14	25 x 45	10000	380LQ103M050J042	0.05	0.037	4.97	5.72	25 x 40
27000	380LQ273M025K032	0.025	0.020	6.21	7.14	30 x 35	10000	380LQ103M050K022	0.05	0.037	4.97	5.72	30 x 30
33000	380LQ333M025J052	0.020	0.016	6.84	7.87	25 x 50	10000	380LQ103M050A012	0.05	0.037	4.97	5.72	35 x 25
33000	380LQ333M025K042	0.020	0.016	6.84	7.87	30 x 40	12000	380LQ123M050J452	0.041	0.031	5.58	6.42	25 x 45
33000	380LQ333M025A022	0.020	0.016	6.84	7.87	35 x 30	12000	380LQ123M050K032	0.041	0.031	5.58	6.42	30 x 35
39000	380LQ393M025K452	0.020	0.016	7.36	8.46	30 x 45	12000	380LQ123M050A022	0.041	0.031	5.58	6.42	35 x 30
39000	380LQ393M025A032	0.020	0.016	7.36	8.46	35 x 35	15000	380LQ153M050K042	0.033	0.025	6.44	7.41	30 x 40
47000	380LQ473M025K052	0.019	0.016	8.00	9.20	30 x 50	15000	380LQ153M050A032	0.033	0.025	6.44	7.41	35 x 35
							18000	380LQ183M050K452	0.028	0.021	6.94	7.98	30 x 45

Type 380LQ 85 °C Compact, High-Capacitance Snap-in

Cap. (µF)	Catalog Part Number	ESR Max @ 25° C		Ripple Amps @ 85 °C		Nominal Size D x L (mm)
		120 Hz (Ω)	20 kHz (Ω)	120 Hz (A)	20 kHz (A)	
27000	380LQ273M050A052	0.018	0.015	8.96	10.30	35 x 50
63 Vdc (79 Vdc Surge)						
2200	380LQ222M063H012	0.188	0.141	2.52	2.90	22 x 25
3300	380LQ332M063H022	0.126	0.094	4.10	4.72	22 x 30
3300	380LQ332M063J012	0.126	0.094	4.10	4.72	25 x 25
3900	380LQ392M063H032	0.106	0.080	4.44	5.11	22 x 35
3900	380LQ392M063J022	0.106	0.080	4.44	5.11	25 x 30
4700	380LQ472M063H042	0.088	0.066	4.86	5.59	22 x 40
5600	380LQ562M063H452	0.074	0.056	5.36	6.16	22 x 45
5600	380LQ562M063J042	0.074	0.056	5.36	6.16	25 x 40
6800	380LQ682M063J452	0.061	0.046	5.84	6.72	25 x 45
6800	380LQ682M063K022	0.061	0.046	5.84	6.72	30 x 30
6800	380LQ682M063A012	0.061	0.046	5.84	6.72	35 x 25
8200	380LQ822M063J052	0.051	0.038	6.00	6.90	25 x 50
8200	380LQ822M063K032	0.051	0.038	6.00	6.90	30 x 35
8200	380LQ822M063A022	0.051	0.038	6.00	6.90	35 x 30
10000	380LQ103M063K042	0.041	0.031	6.52	7.50	30 x 40
10000	380LQ103M063A032	0.041	0.031	6.52	7.50	35 x 35
12000	380LQ123M063K452	0.035	0.026	7.15	8.22	30 x 45
12000	380LQ123M063A042	0.035	0.026	7.15	8.22	35 x 40
15000	380LQ153M063A452	0.028	0.021	7.91	9.10	35 x 45
18000	380LQ183M063A052	0.023	0.018	8.55	9.83	35 x 50
18000	380LQ183M063A052	0.023	0.018	8.55	9.83	35 x 50
80 Vdc (100 Vdc Surge)						
1500	380LQ152M080H012	0.221	0.166	2.26	2.60	22 x 25
1800	380LQ182M080H022	0.184	0.138	2.52	2.90	22 x 30
2200	380LQ222M080H032	0.151	0.113	2.73	3.14	22 x 35
2200	380LQ222M080J012	0.151	0.113	2.73	3.14	25 x 25
2700	380LQ272M080H042	0.123	0.092	2.78	3.20	22 x 40
2700	380LQ272M080J022	0.123	0.092	2.78	3.20	25 x 30
3300	380LQ332M080H452	0.100	0.075	3.21	3.69	22 x 45
3300	380LQ332M080J032	0.100	0.075	3.21	3.69	25 x 35
3300	380LQ332M080K012	0.100	0.075	3.21	3.69	30 x 25
3900	380LQ392M080H052	0.085	0.064	3.59	4.13	22 x 50
3900	380LQ392M080J042	0.085	0.064	3.59	4.13	25 x 40
3900	380LQ392M080A012	0.085	0.064	3.59	4.13	35 x 25
4700	380LQ472M080H452	0.071	0.053	4.09	4.70	25 x 45
4700	380LQ472M080K022	0.071	0.053	4.09	4.70	30 x 30
5600	380LQ562M080J052	0.059	0.044	4.55	5.23	25 x 50
5600	380LQ562M080K032	0.059	0.044	4.55	5.23	30 x 35
5600	380LQ562M080A022	0.059	0.044	4.55	5.23	35 x 30
6800	380LQ682M080K452	0.049	0.037	5.16	5.93	30 x 45
6800	380LQ682M080A032	0.049	0.037	5.16	5.93	35 x 35
8200	380LQ822M080K052	0.040	0.030	5.83	6.70	30 x 50
8200	380LQ822M080A042	0.040	0.030	5.83	6.70	35 x 40

Cap. (µF)	Catalog Part Number	ESR Max @ 25° C		Ripple Amps @ 85 °C		Nominal Size D x L (mm)
		120 Hz (Ω)	20 kHz (Ω)	120 Hz (A)	20 kHz (A)	
100 Vdc (125 Vdc Surge)						
1000	380LQ102M100H012	0.332	0.216	1.96	2.25	22 x 25
1200	380LQ122M100J012	0.276	0.180	2.31	2.66	25 x 25
1500	380LQ152M100H022	0.221	0.144	2.57	2.96	22 x 30
1800	380LQ182M100H032	0.184	0.120	2.84	3.27	22 x 35
1800	380LQ182M100J022	0.184	0.120	2.84	3.27	25 x 30
2200	380LQ222M100H452	0.151	0.098	3.14	3.61	22 x 45
2200	380LQ222M100J032	0.151	0.098	3.14	3.61	25 x 35
2200	380LQ222M100K012	0.151	0.098	3.14	3.61	30 x 25
2700	380LQ272M100H052	0.123	0.080	3.71	4.27	22 x 50
2700	380LQ272M100J042	0.123	0.080	3.71	4.27	25 x 40
2700	380LQ272M100K022	0.123	0.080	3.71	4.27	30 x 30
2700	380LQ272M100A012	0.123	0.080	3.71	4.27	35 x 25
3300	380LQ332M100J452	0.100	0.065	4.06	4.67	25 x 45
3300	380LQ332M100K032	0.100	0.065	4.06	4.67	30 x 35
3900	380LQ392M100J052	0.085	0.055	4.54	5.22	25 x 50
3900	380LQ392M100K042	0.085	0.055	4.54	5.22	30 x 40
3900	380LQ392M100A022	0.085	0.055	4.54	5.22	35 x 30
4700	380LQ472M100K452	0.071	0.046	5.13	5.90	30 x 45
4700	380LQ472M100A032	0.071	0.046	5.13	5.90	35 x 35
5600	380LQ562M100K052	0.059	0.041	5.75	6.61	30 x 50
5600	380LQ562M100A042	0.059	0.038	5.75	6.61	35 x 40
6800	380LQ682M100A452	0.049	0.034	6.60	7.59	35 x 45
8200	380LQ822M100A052	0.040	0.030	7.29	8.38	35 x 50
160 Vdc (200 Vdc Surge)						
560	380LQ561M160H012	0.355	0.160	2.25	3.15	22 x 25
680	380LQ681M160H022	0.293	0.132	2.50	3.50	22 x 30
820	380LQ821M160H032	0.243	0.109	2.75	3.85	22 x 35
1000	380LQ102M160H042	0.199	0.090	3.00	4.20	22 x 40
1000	380LQ102M160J022	0.199	0.090	3.00	4.20	25 x 30
1200	380LQ122M160H452	0.166	0.075	3.25	4.55	22 x 45
1200	380LQ122M160J032	0.166	0.075	3.25	4.55	25 x 35
1200	380LQ122M160K012	0.166	0.075	3.25	4.55	30 x 25
1500	380LQ152M160H052	0.133	0.060	3.73	5.22	22 x 50
1500	380LQ152M160J042	0.133	0.060	3.73	5.22	25 x 40
1500	380LQ152M160K022	0.133	0.060	3.73	5.22	30 x 30
1500	380LQ152M160A012	0.133	0.060	3.73	5.22	35 x 25
1800	380LQ182M160J452	0.111	0.050	4.20	5.88	25 x 45
1800	380LQ182M160K032	0.120	0.054	4.20	5.88	30 x 35
1800	380LQ182M160A022	0.111	0.050	4.20	5.88	35 x 30
2200	380LQ222M160K042	0.090	0.041	4.78	6.69	30 x 40
2200	380LQ222M160A032	0.098	0.049	4.78	6.69	35 x 35
2700	380LQ272M160K452	0.074	0.033	5.45	7.63	30 x 45
2700	380LQ272M160A042	0.080	0.040	5.45	7.63	35 x 40
3300	380LQ332M160A452	0.070	0.035	5.75	8.05	35 x 45

Type 380LQ 85 °C Compact, High-Capacitance Snap-in

Cap. (µF)	Catalog Part Number	ESR Max @ 25° C		Ripple Amps @ 85 °C		Nominal Size D x L (mm)
		120 Hz (Ω)	20 kHz (Ω)	120 Hz (A)	20 kHz (A)	
1000	380LQ102M180K012	0.199	0.090	3.00	4.20	30 x 25
1200	380LQ122M180H052	0.166	0.075	3.31	4.63	22 x 50
1200	380LQ122M180J042	0.166	0.075	3.31	4.63	25 x 40
1200	380LQ122M180K022	0.166	0.075	3.31	4.63	30 x 30
1200	380LQ122M180A012	0.166	0.075	3.31	4.63	35 x 25
1500	380LQ152M180J452	0.133	0.060	3.83	5.36	25 x 45
1500	380LQ152M180K032	0.133	0.060	3.83	5.36	30 x 35
1500	380LQ152M180A022	0.133	0.060	3.83	5.36	35 x 30
1800	380LQ182M180J052	0.120	0.054	4.32	6.05	25 x 50
1800	380LQ182M180K042	0.120	0.054	4.32	6.05	30 x 40
1800	380LQ182M180A022	0.120	0.054	4.32	6.05	35 x 30
2200	380LQ222M180K452	0.098	0.049	4.92	6.89	30 x 45
2200	380LQ222M180A042	0.098	0.049	4.92	6.89	35 x 40
2700	380LQ272M180K052	0.086	0.043	5.52	7.73	30 x 50
2700	380LQ272M180A452	0.086	0.043	5.52	7.73	35 x 45
3300	380LQ332M180A052	0.080	0.040	5.75	8.05	35 x 50
200 Vdc (250 Vdc Surge)						
390	380LQ391M200H012	0.510	0.230	1.68	2.35	22 x 25
470	380LQ471M200H022	0.423	0.190	1.85	2.59	22 x 30
560	380LQ561M200H022	0.355	0.160	2.43	3.40	22 x 30
560	380LQ561M200J012	0.355	0.160	2.43	3.40	25 x 25
680	380LQ681M200H032	0.293	0.132	2.68	3.75	22 x 35
680	380LQ681M200J022	0.293	0.132	2.68	3.75	25 x 30
820	380LQ821M200H042	0.243	0.109	2.93	4.10	22 x 40
820	380LQ821M200J022	0.243	0.109	2.93	4.10	25 x 30
820	380LQ821M200K012	0.243	0.109	2.93	4.10	30 x 25
1000	380LQ102M200H452	0.199	0.090	3.25	4.55	22 x 45
1000	380LQ102M200J032	0.199	0.090	3.25	4.55	25 x 35
1000	380LQ102M200K022	0.199	0.090	3.25	4.55	30 x 30
1000	380LQ102M200A012	0.232	0.116	3.25	4.55	35 x 25
1200	380LQ122M200H052	0.166	0.075	3.50	4.90	22 x 50
1200	380LQ122M200J042	0.166	0.075	3.50	4.90	25 x 40
1200	380LQ122M200K022	0.166	0.075	3.50	4.90	30 x 30
1500	380LQ152M200J052	0.133	0.060	3.87	5.42	25 x 50
1500	380LQ152M200K032	0.144	0.065	3.87	5.42	30 x 35
1500	380LQ152M200A022	0.144	0.065	3.87	5.42	35 x 30
1800	380LQ182M200K452	0.160	0.080	4.32	6.05	30 x 45
1800	380LQ182M200A032	0.120	0.060	4.32	6.05	35 x 35
2200	380LQ222M200K052	0.098	0.049	4.92	6.89	30 x 50
2200	380LQ222M200A042	0.105	0.053	4.92	6.89	35 x 40
2700	380LQ272M200A052	0.086	0.043	5.45	7.63	35 x 50
250 Vdc (300 Vdc Surge)						
270	380LQ271M250H012	0.737	0.332	1.31	1.83	22 x 25
330	380LQ331M250H022	0.603	0.271	1.75	2.45	22 x 30
390	380LQ391M250H022	0.510	0.230	1.91	2.67	22 x 30
390	380LQ391M250J012	0.510	0.230	1.91	2.67	25 x 25
470	380LQ471M250H032	0.423	0.190	2.11	2.95	22 x 35
470	380LQ471M250J022	0.423	0.190	2.11	2.95	25 x 30
560	380LQ561M250H042	0.355	0.160	2.25	3.15	22 x 40
315 Vdc (365 Vdc Surge)						
180	380LQ181M315H012	1.105	0.553	1.21	1.69	22 x 25
220	380LQ221M315H022	0.904	0.452	1.41	1.97	22 x 30
270	380LQ271M315H022	0.737	0.368	1.60	2.24	22 x 30
330	380LQ331M315H042	0.603	0.301	1.82	2.55	22 x 40
330	380LQ331M315J022	0.603	0.301	1.82	2.55	25 x 30
330	380LQ331M315K012	0.603	0.301	1.82	2.55	30 x 25
390	380LQ391M315H452	0.510	0.255	2.01	2.81	22 x 45
390	380LQ391M315J032	0.510	0.255	2.01	2.81	25 x 35
390	390LQ391M315K022	0.510	0.255	2.01	2.81	30 x 30
470	380LQ471M315H052	0.423	0.212	2.27	3.18	22 x 50
470	380LQ471M315J042	0.423	0.212	2.27	3.18	25 x 40
470	380LQ471M315K022	0.423	0.212	2.27	3.18	30 x 30
470	380LQ471M315A012	0.423	0.233	2.27	3.18	35 x 25
560	380LQ561M315J452	0.355	0.178	2.56	3.58	25 x 45
560	380LQ561M315K032	0.355	0.178	2.56	3.58	30 x 35
560	380LQ561M315A022	0.355	0.195	2.56	3.58	35 x 30
680	380LQ681M35K042	0.293	0.148	2.87	4.02	30 x 40
680	380LQ681M315A032	0.293	0.146	2.87	4.55	35 x 35
820	380LQ821M315K452	0.243	0.121	3.25	4.55	30 x 45
820	380LQ821M315A042	0.243	0.121	3.25	4.55	35 x 40
1000	380LQ102M315K052	0.199	0.090	3.63	5.08	30 x 50
1000	380LQ102M315A452	0.199	0.109	3.63	5.08	35 x 45
350 Vdc (400 Vdc Surge)						
150	380LQ151M350H012	1.328	0.663	1.12	1.57	22 x 25
180	380LQ181M350H022	1.105	0.553	1.22	1.71	22 x 30
220	380LQ221M350H032	0.904	0.452	1.44	2.02	22 x 35
270	380LQ271M350H042	0.737	0.368	1.66	2.32	22 x 40
270	380LQ271M350J022	0.737	0.368	1.66	2.32	25 x 30
330	380LQ331M350H452	0.603	0.301	1.88	2.63	22 x 45
330	380LQ331M350J032	0.603	0.301	1.88	2.63	25 x 35

Type 380LQ 85 °C Compact, High-Capacitance Snap-in

Cap. (µF)	Catalog Part Number	ESR Max @ 25° C		Ripple Amps @ 85 °C		Nominal Size D x L (mm)
		120 Hz	20 kHz	120 Hz	20 kHz	
		(Ω)	(Ω)	(A)	(A)	
390	380LQ391M350H052	0.510	0.255	2.06	2.88	22 x 50
390	380LQ391M350J042	0.510	0.255	2.06	2.88	25 x 40
390	380LQ391M350K022	0.510	0.255	2.06	2.88	30 x 30
390	380LQ391M350A012	0.510	0.255	2.06	2.88	35 x 25
470	380LQ471M350J452	0.423	0.211	2.40	3.36	25 x 45
470	380LQ471M350K032	0.423	0.211	2.40	3.36	30 x 35
470	380LQ471M350A022	0.423	0.211	2.40	3.36	35 x 30
560	380LQ561M350J050	0.355	0.178	2.60	3.64	25 x 50
560	380LQ561M350K042	0.355	0.178	2.60	3.64	30 x 40
560	380LQ561M350A022	0.355	0.178	2.60	3.64	35 x 30
680	380LQ681M350K452	0.293	0.146	2.96	4.14	30 x 45
680	380LQ681M350A032	0.293	0.146	2.96	4.14	35 x 35
820	380LQ821M350K052	0.243	0.121	3.25	4.55	30 x 50
820	380LQ821M350A452	0.243	0.121	3.25	4.55	35 x 45
1000	380LQ102M350A052	0.199	0.109	3.54	4.96	35 x 50
400 Vdc (450 Vdc Surge)						
120	380LQ121M400H012	1.658	0.830	1.02	1.43	22 x 25
150	380LQ151M400H022	1.326	0.660	1.16	1.62	22 x 30
180	380LQ181M400H022	1.105	0.552	1.30	1.80	22 x 30
180	380LQ181M400H032	1.105	0.552	1.44	2.02	22 x 35
220	380LQ221M400H032	0.904	0.452	1.40	1.90	22 x 35
220	380LQ221M400H042	0.904	0.452	1.49	2.09	22 x 40
220	380LQ221M400J022	0.904	0.452	1.49	2.09	25 x 30
270	380LQ271M400H452	0.737	0.368	1.67	2.34	22 x 45
270	380LQ271M400J032	0.737	0.368	1.67	2.34	25 x 35
270	380LQ271M400K022	0.737	0.368	1.67	2.34	30 x 30
330	380LQ331M400H052	0.603	0.301	1.90	2.66	22 x 50
330	380LQ331M400J042	0.603	0.301	1.90	2.66	25 x 40
330	380LQ331M400K022	0.603	0.301	1.90	2.66	30 x 30
330	380LQ331M400A012	0.603	0.301	1.90	2.66	35 x 25
390	380LQ391M400J452	0.510	0.255	2.13	2.98	25 x 45
390	380LQ391M400K032	0.510	0.255	2.13	2.98	30 x 35
390	380LQ391M400A022	0.510	0.255	2.13	2.98	35 x 30
470	380LQ471M400J052	0.423	0.212	2.39	3.35	25 x 50
470	380LQ471M400K042	0.423	0.212	2.39	3.35	30 x 40
470	380LQ471M400A022	0.423	0.212	2.39	3.35	35 x 30
560	380LQ561M400K452	0.355	0.178	2.69	3.77	30 x 45
560	380LQ561M400A032	0.355	0.178	2.69	3.77	35 x 35
680	380LQ681M400K052	0.293	0.148	2.96	4.14	30 x 50
680	380LQ681M400A042	0.293	0.148	2.70	3.80	35 x 40
680	380LQ681M400A452	0.293	0.148	2.96	4.14	35 x 45
820	380LQ821M400A452	0.243	0.122	2.95	4.15	35 x 45
820	380LQ821M400A052	0.243	0.122	3.25	4.55	35 x 50

Cap. (µF)	Catalog Part Number	ESR Max @ 25° C		Ripple Amps @ 85 °C		Nominal Size D x L (mm)
		120 Hz	20 kHz	120 Hz	20 kHz	
		(Ω)	(Ω)	(A)	(A)	
420 Vdc (470 Vdc Surge)						
150	380LQ151M420H022	1.330	0.660	1.20	1.65	22 x 30
150	380LQ151M420J012	1.330	0.660	1.20	1.65	25 x 25
180	380LQ181M420H032	1.100	0.550	1.40	1.95	22 x 35
220	380LQ221M420H042	0.904	0.452	1.50	2.10	22 x 40
220	380LQ221M420J032	0.904	0.452	1.50	2.10	25 x 35
220	380LQ221M420K012	0.904	0.452	1.50	2.10	30 x 25
270	380LQ271M420H452	0.737	0.368	1.75	2.40	22 x 45
270	380LQ271M420J042	0.737	0.368	1.75	2.40	25 x 40
330	380LQ331M420J452	0.603	0.302	1.95	2.75	25 x 45
330	380LQ331M420K022	0.603	0.302	1.95	2.75	30 x 30
390	380LQ391M420J052	0.510	0.255	2.15	3.05	25 x 50
390	380LQ391M420K032	0.510	0.255	2.15	3.05	30 x 35
390	380LQ391M420A022	0.510	0.255	2.15	3.05	35 x 30
470	380LQ471M420K042	0.423	0.212	2.45	3.40	30 x 40
470	380LQ471M420A032	0.423	0.212	2.45	3.40	35 x 35
560	380LQ561M420K452	0.355	0.178	2.75	3.85	30 x 45
560	380LQ561M420A042	0.355	0.178	2.75	3.85	35 x 40
680	380LQ681M420A452	0.293	0.146	3.10	4.35	35 x 45
450 Vdc (500 Vdc Surge)						
82	380LQ820M450H012	2.426	1.213	0.83	1.16	22 x 25
100	380LQ101M450H012	1.990	0.995	0.93	1.30	22 x 25
120	380LQ121M450H022	1.656	0.829	1.04	1.46	22 x 30
150	380LQ151M450H032	1.326	0.663	1.19	1.67	22 x 35
150	380LQ151M450J022	1.326	0.663	1.19	1.67	25 x 30
180	380LQ181M450H042	1.105	0.553	1.35	1.89	22 x 40
180	380LQ181M450J022	1.105	0.553	1.35	1.89	25 x 30
220	380LQ221M450H452	0.904	0.452	1.55	2.17	22 x 45
220	380LQ221M450J032	0.904	0.452	1.45	2.00	25 x 35
220	380LQ221M450J042	0.904	0.452	1.55	2.17	25 x 40
220	380LQ221M450K022	0.904	0.452	1.55	2.17	30 x 30
220	380LQ221M450A012	0.904	0.452	1.55	2.17	35 x 25
270	380LQ271M450H052	0.737	0.368	1.78	2.49	22 x 50
270	380LQ271M450J042	0.737	0.368	1.78	2.49	25 x 40
270	380LQ271M450K022	0.737	0.368	1.78	2.49	30 x 30
330	380LQ331M450J052	0.603	0.302	2.01	2.81	25 x 50
330	380LQ331M450K032	0.603	0.302	1.90	2.60	30 x 35
330	380LQ331M450K042	0.603	0.302	2.01	2.81	30 x 40
330	380LQ331M450A022	0.603	0.302	2.01	2.81	35 x 30
390	380LQ391M450K042	0.510	0.255	2.24	3.14	30 x 40
390	380LQ391M450A032	0.510	0.255	2.24	3.14	35 x 35
470	380LQ471M450K452	0.423	0.212	2.53	3.54	30 x 45
470	380LQ471M450A042	0.423	0.212	2.53	3.54	35 x 40
560	380LQ561M450K052	0.355	0.178	2.82	3.95	30 x 50
560	380LQ561M450A452	0.355	0.178	2.82	3.95	35 x 45
680	380LQ681M450A052	0.293	0.146	3.00	4.25	35 x 50