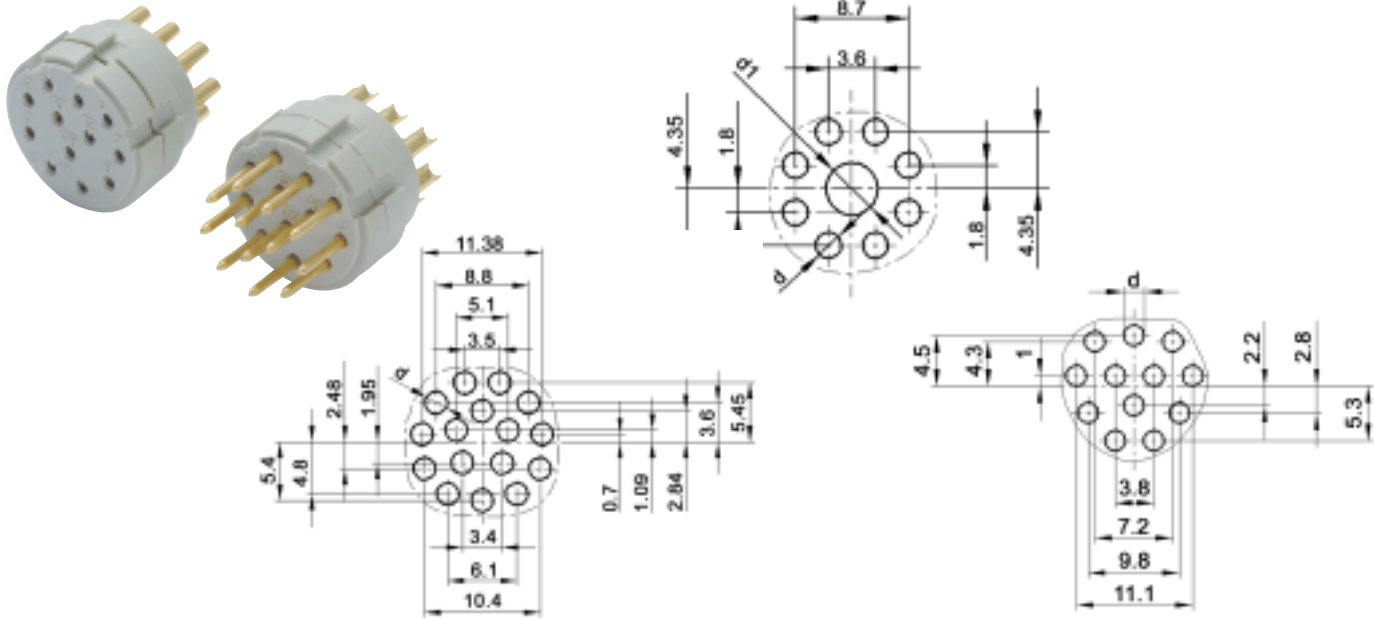


EPIC® Circular Connectors

Zylin R2.5 Series: Individual Components

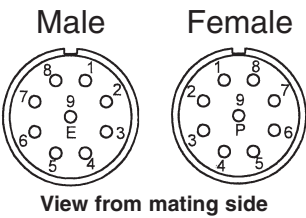


INSULATION BODY (INSERT)



8+1 CONTACTS

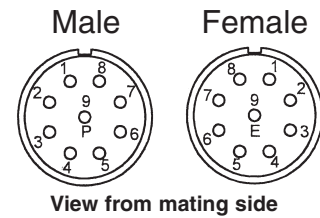
Clockwise Numeration



Clockwise with Solder Contacts		Counter Clockwise with Solder Contacts	
Male	Female	Male	Female
40.1001A1	40.1501A0	40.1001B1	40.1501B0

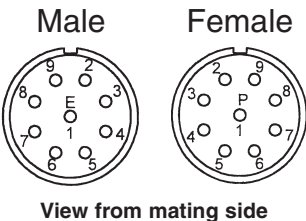
Standard Pack of 5

Counter Clockwise Numeration



9 CONTACTS

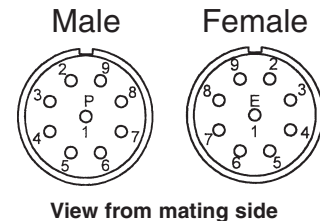
Clockwise Numeration



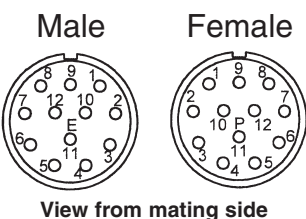
Clockwise with Solder Contacts		Counter Clockwise with Solder Contacts	
Male	Female	Male	Female
40.100109	40.150109	40.10011D	40.15011C

Standard Pack of 5

Counter Clockwise Numeration



Clockwise Numeration

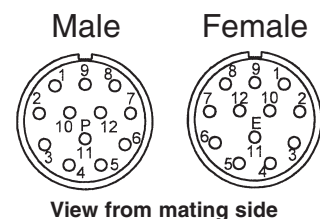


12 CONTACTS

Clockwise with Solder Contacts		Counter Clockwise with Solder Contacts	
Male	Female	Male	Female
40.100112	40.150112	40.10010B	40.15010A

Standard Pack of 5

Counter Clockwise Numeration



EPIC® Circular Connectors

Zylin R2.5 Series: Individual Components

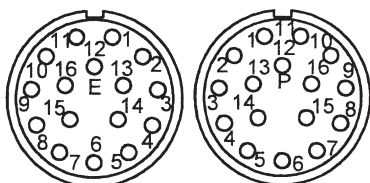


16 CONTACTS

Clockwise Numeration

Male

Female



View from mating side

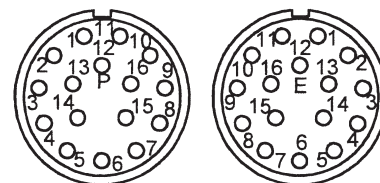
Clockwise with Solder Contacts		Counter Clockwise with Solder Contacts	
Male	Female	Male	Female
40.100116	40.150116	40.10011B	40.15011A

Standard Pack of 5

Counter Clockwise Numeration

Male

Female




View from mating side

17 CONTACTS

Clockwise Numeration

Male

Female



View from mating side

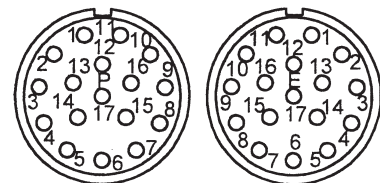
Clockwise with Solder Contacts		Counter Clockwise with Solder Contacts	
Male	Female	Male	Female
40.100117	40.150117	40.10011E	40.15011F

Standard Pack of 5

Counter Clockwise Numeration

Male

Female



View from mating side

ACCESSORIES

**Assembly/
Removal Tool**
50.100800

**Sealing
Ring for G1**
50.106202

Metal Screw Cap
For A: 50.101102
For B1: 50.102102
For B2: 50.103102

Plastic Protection Cap
For A: 50.101150
For B1: 50.102150
For B2: 50.103150
For D6: 50.104151
For F: 50.105150
For G1: 50.106150

Flat Gasket
For A: 50.101200
For B1: 50.102201
For B2: 50.102201