


Contact rating 10A @ 250V ac
 Temperature range -40°C to +70°C
 Terminations Fast-on
 Housing Black, glass filled nylon, **UL94V-0**
 Contacts Brass, nickel plated

Mfrs. List No. PX0575/15/28 = 313-762, PX0575/15/63 = 469-658

CM46

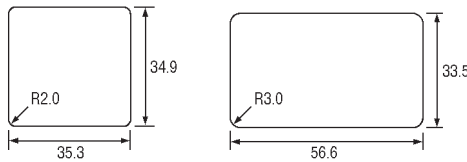
Termination Size	Order Code	1+	50+	100+	250+	1000+
2.8mm	313-762					
6.35mm	.469-658					

Snap Fit Voltage Selector



H = 36.5
W = 39.8 D = 21

H = 35.5
W = 59 D = 21



Panel cut-outs

- A range of IEC inlets with voltage selector switch
- 115/230V selection
- 4.8mm push-on tabs on inlets, solder tags on switch
- Snap-fit mounting 1.0mm panel thickness
- Suitable for Class II applications
- Approvals, **VDE, SEV, SEMKO, NEMKO, FIMKO, UL** and **CSA**

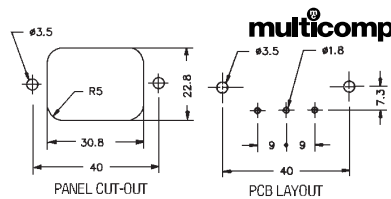

Contact rating 10A @ 250Vac
 Temperature range 0°C to +85°C
 Housing Nylon 6.6 **UL94V-2**
 Contacts Brass tin plated
 Terminations 4.8 0.8mm push-on

Mfrs List No. 01711-1S = 964-440, 0712-S = 964-451

CM412

	Order Code	1+	50+	100+	250+	500+
Inlet	964-440					
Inlet/Outlet	964-451					

PCB Mounting




- Right angled PCB mount inlet
- Approved to **UL, CSA, VDE, SEV, SEMKO, DEMKO, NEMKO** and **FEMKO**

Contact rating 10A @ 250Vac
 Temperature -25°C to 85°C
 Housing Black nylon **UL94V-0**
 Contacts Copper alloy, tin plated

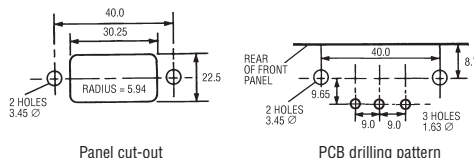
CM364

	Order Code	1+	50+	100+	250+	1000+
Snap fit	724-877					

PCB Mounting



Rear views



Panel cut-out

PCB drilling pattern

A right angle PCB mounting inlet manufactured to **BS4491.EN60.320** requirements, available with or without insulation cover. Approved to **BSI, VDE, UL, CSA, SEV, SEMKO, NEMKO, DEMKO, FEMKO, IMQ** and **GOST**.

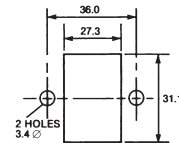

Contact rating 10A @ 250V ac
 Temperature range -40°C to +70°C
 Housing Black nylon, **UL94V-0**
 Contacts Brass, nickel plated

Mfrs. List No. PX0580PC = 313-853, PX0580/PC/12132 = 209-259

CM50

	Order Code	1+	50+	100+	250+	1000+
Without cover	.313-853					
With cover	209-259					

20 5mm Fuse Drawer, Snap-Fit or Flange Fixing



For snap fit ignore screw fixing hole.

Panel thickness: 0.8 - 1.2 cut-out, height = 31.41.3 - 2.0, cut-out height = 31.6

- Panel mount, combined mains inlet/fuseholders
- Fuse drawer accommodates a working 20 5mm fuse and spare
- Complies with **UL, CSA, VDE, SEV, SEMKO, DEMKO, NEMKO** and **FEMKO**
- For rear insulation boot, Order Code 427-330 see **page 417**

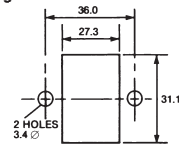

Contact rating 10A @ 250Vac
 Temperature range -25°C to 85°C
 Housing Black nylon 66 **UL94V-0**
 Terminations 6.3mm 0.5mm fast-on
 Fuseholder 20 5mm

CM365

	Order Code	1+	50+	100+	250+	1000+
Flange fit	724-907					

Fused Inlets

20 5mm Fuse Drawer, Snap Fit or Flange Fixing



Panel cut-out.
 For snap fit ignore screw fixing hole (1.5mm panel thickness)

- Panel mounting combination mains inlet/fuseholders
- Complies with **BS4491.EN60.320**
- Fuse draw protected to **PC2, IEC127/6** and incorporates a working 20 5mm fuse plus a spare
- Approvals: **UL, SEV, CSA, VDE, IMQ, GOST** and **SEMKO**
- For rear insulation boot, Order Code 427-330, see **page 417**

Contact rating 10A @ 250V ac fused
 Housing Screw mount Black nylon
 Snap fit Black, glass filled nylon
 Terminations 6.35 0.8mm fast-on
 Fuseholder 20 5mm

Mfrs. List No. PF0011/15/63 = 313-877, PF0001/63 = 145-358

CM52X

	Order Code	1+	50+	100+	250+	1000+
Snap fit	.313-877					
Flange fixing	.145-358					

continued

Open Late!

Don't forget we're here to take your orders,
 From 8.30am to 6.30pm Mon - Fri and
 from 9am to 12pm on Saturday.